


OPHIEL'S
THE ART & PRACTICE



OF THE OCCULT



7

THE CHARIOT

כ

THE ART AND PRACTICE OF
THE OCCULT

By

OPHIEL

Author of

ART AND PRACTICE OF ASTRAL PROJECTION
ART AND PRACTICE OF GETTING MATERIAL THINGS
THROUGH CREATIVE VISUALIZATION
ART AND PRACTICE OF THE OCCULT
ART AND PRACTICE OF CLAIRVOYANCE
VIGNETTE LESSONS IN OCCULT POWER
CORRESPONDENCE COURSE IN THE FOUNDATIONS
OF OCCULT KNOWLEDGE
CORRESPONDENCE COURSE IN ASTRAL PROJECTION
ORACLE OF FORTUNA

What is the Occult? And what does a knowledge of the Occult do for you, here and now?

In his third book, Ophiel again probes the questions that have evinced man's speculation through the ages - the whys and wherefores of existence. Drawing on various sources, primarily the Qabalistic Tree of Life, he studies the Elemental Forces, or, in Hindu, the *Tattvas*: Earth, *Prithivi*; Water, *Apas*; Fire, *Tejas*; Air, *Vayu*; and Ether, *Akasha*. He introduces you to their symbology in form and colour; and the various rituals that man has evolved from the study of these forces as integral parts of our lives. He shows how this study of the forces all around and within us can lead us into a deeper, more complete understanding of life. Inherent in this understanding of cosmic principles is the key to a fuller, happier life that is available to any person desirous of growth. Through easily readable instructions, he guides you, the student, into those aspects of occult knowledge that will supply the key. All you have to do is use it.

--DEDICATION--

To Grandmother "Monie" Boberich and Mother Alice Peach, to whom I owe so much, but was never able to repay, due to circumstances beyond all physical control.

--Foreword to 1979 Reprinted Edition--

Time has arrived for another printing of this book.

This book - *The Art and Practice of the Occult* - was, at that time, an idea of what was a beginning Knowledge of some of the basics of the Occult necessary to begin to understand the subtle interplane workings of Occult Forces. Since then this basic Occult Knowledge has been further expanded in another following book named *The Art and Practice of Cabala Magic* by Ophiel.

Your personal understanding of the Inner Plane Forces - and their "outer workings out" on this Physical Plane, the true beginnings of outer plane controls for your better-life-living or being born again - as I have said many times before, all this Knowledge is thousands of years old already. I merely gathered it together and cleaned it up, and rearranged it for today.

It is all yours - go to it.

So let it "BE"

---OPHIEL---

---1979---

FOREWORD

I wish I had a great and inspiring message to give to you here at the beginning of this book. I wish I could tell you that, contained in this book, is an immediate and powerful universal solution to all your earth troubles, spiritual and material - but I have no such message, or no such solution to give - AND NEITHER HAS ANYONE ELSE, INCLUDING ALL THE CHURCHES, AND ALL THE RELIGIONS.

I entreat you students not to be carried away by the claims that any and many "teachers" or "masters" make. ESPECIALLY, BEWARE OF ANY TEACHER, OR SCHOOL, WHICH CLAIMS TO HAVE THE ABSOLUTE TRUTH AND ESPECIALLY WATCH YOUR MONEY DONATIONS. All there is really available in the Occult field is some Knowledge and that is much botched up. The Occult field is full of half-baked fakers.

In this book I have gathered together and redone a mass (mess) of Occult Knowledge. If you will study and assimilate this Knowledge it can lead to results. As soon as you assimilate the Knowledge you should begin to formulate some theories of your own as to how the practices work.

In all Occult matters, and societies, there is much glib parlance about "initiation" and "self-realization", "Uniting with the Divine", and various other kinds of Occult attainments which are all up in the heavenly skies and certainly of no help here on earth.

I am reminded of an old trite fable I heard as a child - A man was walking down a dark road at night and he kept looking up at the stars until in so doing, he stumbled off the road and fell into a ditch full of water - The moral is simple - while stars are nice to look at and there is no reason why an occasional look should not be taken - The man was here below - and not above - and as we are here - here is where our attention should center for now.

It has always seemed to me that Occult work/powers should begin at the bottom here - right here and now, and not have, for an immediate objective, some far away achievement nowhere near immediately attainable. I know of no Occult group that encouraged this idea, except possibly Christian Science and Unity who do seem to offer some immediate help in daily living. All the others seem to harp continually on the aforementioned goals - divine union - attaining divine Love - Nirvana - and a dozen other such things - and neglecting the day by day material living.

In this book, as I said, I have tried again to go over the Occult Field and pick out some material and reorganize it so it can be USED HERE AND NOW.

I took, for this work, the basic concept of the Caballa system as given in several different works. I analyzed it and expanded it in several different ways. Please study and assimilate this material. I can promise you that IF YOU WILL STUDY THE MATERIAL IN THIS BOOK, AND COMBINE IT WITH SOME OF THE TECHNIQUES AS GIVEN IN MY FIRST BOOK - THE ART AND PRACTICE OF ASTRAL PROJECTION - YOU SHOULD ACHIEVE A PASSABLE WORKING KNOWLEDGE OF OCCULT PRINCIPLES, THAT YOU CAN APPLY TO DAILY LIFE-LIVING.

Now don't do this work with the idea of using it to effect and influence and possibly injure other persons. I'm not going to say that some God will punish you or you'll be punished, etc. Don't refrain from not doing injury to others for this reason - refrain

because using your developed Powers to injure others is just plain silly, and a darn silly waste of Power - which will react on you at some time and place. There is one possible exception - if you are being attacked unreasonably you might use some Powers to defend yourself, but even that with extreme caution to be sure there is no backlash.

I did not exhaust all the different possibilities of the Caballa in this book nor could I even cover all of them in this little book. Learn to use what is given here. Learn and use what is given in *The Art and Practice of Astral Projection* and apply it to this book. And there is available a correspondence course which covers a great deal of this same ground but in a slightly different and more detailed manner. There are some other small lessons available, for which please inquire.

There will be other Occult books as quick as I can write them, and they are not easy to write too quickly.

I want to repeat now a few things here that I mentioned in my other books but which will bear repeating again.

The former trouble with people running to the Post Office with complaints, due to some thieves in the neighborhood, has greatly subsided. Ophiel has no need to steal your monies. If you have any complaint, write to Ophiel direct to the address as given in this book AND WAIT FOR A REPLY. Ophiel might be away when your letter arrives - so wait. Ophiel will answer as quickly as possible. If anyone does not do this and, instead, complains to the post office, he is instantly cut off from all further communication of an Occult nature and steps are taken to protect Ophiel.

I am greatly afraid that I am going to be limited in letter correspondence in the future - I may have to answer just by cards or form letters with a little personal note attached. I do not want to withhold information from anyone if I can help it. Many of you who can afford it are not enclosing the requested dollar for the work but I try to answer all anyhow.

Plans and thought are being given to the possible establishment of a Mystery School at a beautiful spot on the St Croix River in Wisconsin. Much work has to be done first though. What are your ideas on this?

Remember, and this is addressed to all persons concerned, Ophiel makes no claims of any kind. You buy this book with this understanding in mind. For some students the material in these books works easily and quickly and for others it might not work at all, but this is nothing Ophiel can control. Ophiel presents the material and hopes it works, if even in a small way, for all.

As this book was being readied for the printer, and being continually reread and reappraised, Ophiel noticed that the presentations of Occult Knowledge has the tendency to be uneven in places. If you notice this too, then do not let it disturb you too much as this Elemental Forces presentation is very hard due to its peculiar nature which is different from good old ordinary Knowledge. I did the best I could, so don't you worry about the smoothness of the presentation but study it and GET IT. Also ignore any possible critics as I say again, I am not writing glorious literature but Knowledge-Instruction of a difficult nature.

In some ways, this book might not seem to some readers to be as "thrilling" as the first two books were, and certainly the second book, *THE ART AND PRACTICE OF GETTING MATERIAL THINGS THROUGH CREATIVE VISUALIZATION*, was a book of great value to occult students. But don't be misled by this SEEMING, as this book

contains a great deal of valuable Occult basic workings-information-material that is not available in any other Occult Book that I know of - and Knowledge-Practices that you must have in order to proceed with Occult growth in any orderly manner in your life, Psychically and Physically-Mentally.

SECTIONS

| | |
|---|----|
| 1. Occult Knowledge. General plus Elemental Earth Start and some Akasha. | 10 |
| 2. Elemental Earth plus more knowledge. | 18 |
| 3. The Elemental Force of Water - Apas. And Tetragrammaton. | 24 |
| 4. The Elemental Force of Fire - Tejas. | 30 |
| 5. The Elemental Force of Air - Vayu and other related following matters. | 36 |
| 6. The Ritual. | 47 |
| 7. Start of Qabalah study | 49 |
| 8. Return to Ritual. | 58 |
| 9. General Considerations. | 61 |
| 10. The Four Winds. Return to Ritual More Qabalah. | 64 |
| 11. More Ritual Knowledge. | 73 |
| 12. Occult Books and Final. | 78 |
| 13. Appendix | 89 |
| 14. Blank Element Cards | 93 |

Occult Knowledge. General plus Elemental Earth Start and some Akasha.

People have always known instinctively, that there were those among them who possessed powers that the bulk of them did not have. Oh, of course, there have always been outstanding men, leaders on one hand and geniuses on the other, but I do not mean those kinds of men and women. I mean those who seemed to have a more than ordinary command of NATURE AND NATURE'S FORCES irrespective of the USE they made of these FORCES, coupled with the fact that these people seemed to have developed or acquired those FORCES THEMSELVES, that is, the USE OF THOSE FORCES THEMSELVES.

This perceived "occult" knowledge on the part of those people who recognised it, has led them to search far and wide for the "SECRET", THE "GATE". The "KEY OF KNOWLEDGE", the "GREAT ARCANUM", the "SUMMUM BONUM"; the idea being that the possession of any of these things would enable the possessor to acquire GOLCONDA - EL DORADO - KINGDOM OF HEAVEN (skies) on earth, and other assorted things. And the search has not always been successful due to the fact that seekers did not know always, exactly, what they were searching for, or what "it" even looked like after they might get it, or how to use "it" properly after they got "it".

We will, in this book, attempt to give an idea as to what the great SECRET IS, exactly, and what reasonable use might be made of it when some use/idea of it is acquired. (To Ophiel's knowledge this is the first time this subject has been presented in this way. The author hunted for such a book as this for thirty years but found nothing.)

Now actually the GREAT SECRET itself is composed of pieces of knowledge that are, in themselves, rather very simple, and there is no real reason why, once the person grasps some part of this knowledge, that he cannot go on to master the rest of it and also master its use. The crux goal of this matter seems to be that somewhere, sometime during the course of the study, if the person/student persists, the person/student crosses a line and, once beyond this line, he then progresses rapidly in the understanding and use of the GREAT OCCULT SECRET. I am told that this is true in many other studies, Studies having to do in learning and mastering certain professions and Arts. Psychology has labeled these "lines to be crossed" as a "plateau" which occurs during the learning and mastering process in such things as learning to be a telegraph operator or a typist, or a shorthand taker, etc. And, so I repeat, this same thing occurs here in the study of the GREAT SECRET. And now that you know this, you now have some ideas as to what to expect and to recognize when this situation occurs in your future studies.

So therefore it stands, as I said above, that the Great Secret is, basically, by itself, a priori, a rather simple appearing set of things, the assimilation of which, however, is a life time Art work and probably, in your and many other cases, has to be done/pursued by yourself, alone; according to written directions such as these. There is some hope that a Mystery School Lodge can be built at a beautiful spot in Wisconsin on the St. Croix river - to which people/students can come for periods of study - study which will lead to corrections in a student's knowledge in case he got slightly askew studying by himself alone. If you are interested inquire about this matter - address an inquiry to the Gnostic Institute, address given.

When I started to first write this book about this subject I did realize that something would have to be done to present this difficult subject in a clear manner. In thinking about this I am going to try a novel-idea-approach which has just occurred to me as I wrote the above lines. I am going to see if I cannot incorporate - explain basic Occult Knowledge, in an informal manner, as I go along in the book, and couple this Occult Knowledge with Practical Practices that you can assimilate as you go along with the work. I believe I will follow this idea and then give, at the end of the book, the ordinary conventional summarization. In the way I might be able to not only make this study-assimilation easier for you but to make it as positive and fool proof as I can.

In this book the Great Secret then, is going to be unfolded in the following pages, step by step (no one has it all). The presented work will consist of both work and practices and will be given out on a step by step basis. Also besides the step by step basis my tentative plan is to present the Knowledge Material in its logical growth order, one step at a time, trite as this sounds. I trust that you will notice the growth step by step idea as it develops, and hit it hard, and succeed in it, for your sake, and as a credit to my teaching effort.

Also, as planned now, I will then somewhere around the middle of this book introduce the USE of your partly previously acquired Knowledge to be used by you in a Ritual. This Ritual will be gradually increased in actions and complexity and as you progress with it you should actually feel a subtle change coming over you, but don't be suggestive and imagine this change feeling.

There is another matter I must mention here and now at this point. Occult Knowledge is a very PECULIAR thing. You can readily understand that this peculiar Knowledge is not simple, ordinary stuff, although I did say, previously, that it was simple in many ways - What I meant, and I say it now, is that due to the rather simple appearance The Great Secret is constantly overlooked. It is right under our noses all the time.

Another peculiar thing about Occult Knowledge, under its outer simple looking shell, is its strange complexity. As one attempts to assimilate a piece of Occult Knowledge he discovers, during the process of assimilation, that this, and any other piece of Occult Knowledge, has unbelievable connections which connections lead out until they are linked with the entire rest of the Physical Universe!! I trust you will ponder on this idea for yourself until you understand its implications fully.*

* The Knowledge as given in this paragraph gives the basic reason for a system of divination discovered by Ophiel which he calls the Oracle of Fortuna and will shortly publish in a little book. If there no untoward delays this little book will be out soon. Watch for it.

Further, in passing, it can be argued also that all the other things, and knowledge, other than the Great Secret, do this same thing - has the same feature - *connects with the rest of all things in the Physical Universe!* - and this is true - and this is the Great Secret!!! In application!!! Please give this idea your meditative attention.

Accordingly I feel that in this book I will/can proceed along the following lines - I will present the simple Basics and then, due to the above mentioned complexities, will treat them endlessly in calling attention to their/your applications. So do not be dismayed that I continually seem to repeat myself in these studies - study each repetition carefully as it should be slightly different from previous presentations, but no matter how many times I repeat/treat the Great Secret subject I can never reach the/an end. Never! So don't look for an end. You are starting an Art/Study that will go

on for ever. However after a period of study, and after you pass the plateau mentioned before you should begin to show some results in your life.

Therefore - to make another start - As I said the *outer basic elements* of the Great Secret are simple looking. As Eliphas Levi said somewhere in one of his books - "they" consist only of a *circle, square, triangle* and a *halfmoon*-like figure. (yet what a Universe of meaning is tied up in these "things" - Symbols)

Note - In writing this new book I find myself using many words over and over again in this lesson work. I don't like to do this as it makes it look as if I have limited vocabulary (sometimes I think I have!) For example I find myself using the word "things" all the time in referring to these Occult Matters. This word however seems so appropriate in connection with Occult matters that I will have to continue its use. However hereafter every time you see the word "things" in these lessons stop and look/think about what I am trying to get over to you - trying to say. I am not just taking a short cut, but so many "things" just have no special meaning/name, or the ordinary meaning is so far off the deeper basic meaning and also "things" mean different things to different people, - all of which meanings are important as *your meaning is what you get out of it*.

Another word I will have to use all the time more continually is the word "Symbol". This word comes from Greek through Latin to Old French. The etymological construction of the word is SYN - with BAIEIN - to throw or WITH-THROW (ing) together - to put two things together in the sense of something, emblem, sign, object, which stands in-place-of something else - something else which is usually, naturally, not present physically and may, indeed, be on another plane entirely.

Much of your Occult learning acquirements will consist of transferring your thinking from outer actual Physical objects to abstract metaphysical objects by means of Symbols.

Also much of your future Occult achievements will consist of consciously and unconsciously LIVING your future life in accordance with your increased and altered thinking along Occult lines. I will repeat the above idea many more times in this book, expanding it all the time.

I will also introduce another idea, at this time and place, and continually expand this idea too by constant repetition - Occult Practices - Magical Practices - Super-man stuff is brought about this-a-way - First you learn LEARN-LEARN-LEARN, then you do a lot of physical preparation - learn to prepare charts - learn more and deeper basics - prepare Magical Instruments - draw and color basic symbols, called Talismans - master their meanings etc - Then through all this work, BASIC WORK, you gradually change your INNER BEING into that of a Gnostic - which word means ONE WHO KNOWS. AND WITH THIS DEEPER AND DEEPER KNOWLEDGE COMES POWER OVER NATURE, and, I repeat, a day will come when you wake up and find you have some power over these phases of Nature.

I personally know of one Gnostic, one who could even be called an Adept, or very close to it. This Gnostic found, one day, that he had a degree of Power of making rain!! Now please don't get carried away and think he could make rain floods in the desert all the time - there are certain basic conditions necessary but these certain basic conditions are present most all the time in many places. The point is that he did develop an unconscious Power over rain and this Power was exercised by merely thinking about it raining! For example he went to New York in 1965 in August when there had been, as you know, a drought for many months all over New England. He had done a lot of thinking about this drought out of sympathy for the people in that

area - Two days after he arrived in New York City and while visiting the Fair it started to rain! and got him good and wet the day he attended the World's Fair!

Also previous to the time of the above events he had read an article which stated that the Great Lakes were lowering their vital water levels (1964). He did some thinking about this matter - that is all I say - he did some thinking about this matter. Now today, this spring 1967, there has been a heavy snow winter and a previously wet summer and the Great lakes are returning to their previous water levels.

You see all it takes to do something, anything, is to start ONE ELECTRON moving in a certain direction (and surely one electron is, and can be, moved by THOUGHT!!) One electron becomes two, two becomes four and soon the torrent is on!!

Why don't you try your hand at making rain? You can start by using a method as given by a Unity teacher about 1907.

She went outside and, baring her face to the breeze, IMAGINED she felt rain on her face until she *really felt it*. She said this simple practice was followed by rain many times. The practice workout will do you good. But do give it some time to rain. How good you'll feel if and when it works!

I said to you before that the basic Elements of Occult Powers were very simple-looking. I said they consisted of a circle, a triangle, a half moon, and a square. There is also another element which belongs to the group but as it is not used very much it is rather scarcely ever seen. The shape is difficult to describe but as you will be given the shape to draw as part of your Knowledge work you will then easily learn it.

The reason this fifth shape, or really first shape, (it is sometimes called the first and sometimes called the fifth) is not so well known is because the use of this symbol is dangerous and therefore is kept out of beginner's hands and Those-Who-Know use it sparingly. This symbol is used only for works of disintegration and/or destruction and this kind of work must be done properly and carefully. Then also this deeper knowledge is not too well known even to those who say they know, all of which is probably just as well.

The Art and Practice of Working the Occult, or the Practice of Magic, consists then, as aforesaid, and to be said many more times here, of the manipulation of the Forces BEHIND/REPRESENTED by the Elemental Symbols previously referred to. Also, as said, this manipulation is MENTAL.

We will start our consideration of the Elemental-Forces by starting to make up the first of many charts or diagrams designed to start you to thinking and shaping your mind to grapple with these Elemental concepts.

There is going to be a great deal of directed drawing and color/painting in the next coming lessons. You are going to need specialized drawing and painting equipment, a list of which appears below.

1. Small drawing set.
2. 1 set of paints.
3. 1 ruler.
4. 1 eraser.
5. Paper and cards
6. 3 good brushes
7. Multiple Water Pan.
8. Drawing Ink.

9. Pencils and other pens.
10. Small drawing board a help

You will need the above things or their equivalent. If you live in a fairly large city you should have no trouble in getting these things. If you can't get these things easily Ophiel will try and keep them on hand in a complete set at all times. The most trouble you may have is getting the drawing set. You do not need a large set nor an elaborate one. Ophiel uses a little German set although he also has a large elaborate drawing set. If you have trouble getting the materials contact Ophiel and ask him the cost/price of the drawing outfit. Ophiel will try to have it on hand at all times.

The first Elemental Symbol you will draw/study is the Elemental Symbol of EARTH.

The Elemental Symbol of Earth is a Square, sometimes, under certain other conditions and purposes, and religions (Greek, ancient) an oblong. Your first work/study of this symbol will be a drawn square on a piece of 4" x 4" art board. For Magical purposes this drawing is painted in two colors. The inner square is painted yellow and the background to the edge of the card is painted blue. For other magical purposes these colors can be reversed and then also the square and background can be painted in exact complementary colors and these also can be reversed. Complementary colors will be fully explained and listed later.

Your first work will be to draw, ink, and paint the standard Elemental Symbol of Earth. Enclosed in this book, and elsewhere in other of my books, will be models of these symbols and, in a pinch, you can take the measurements from these models, with a compass, and transfer these measurements to the paper on which they are to be drawn. However I should prefer for you to do your first drawing work by following printed directions and learning to set up your dimensions that way, thus learning from the beginning how to make correctly proportioned Symbols. You will use a 4" x 4" art board card for the actual finished work but use ordinary drawing paper for practice drawings until you get control over the straight lines and how to rule/draw them cleanly and exactly.

Start your work by laying out a 4" x 4" square on a piece of paper. You should learn how to do this with a ruler but after you learn how to do this and you are in a hurry you can lay a 4" x 4" down on the paper and draw lines around it. When you have a 4" x 4" square set up you start to make a square in the center of this in the following way - Draw a line from each opposite corner of the outer square. The lines will cross in the center, of course. Next, using your own judgement, make four marks, one on each "arm" of the cross. Connect these marks with a ruler along the guided lines. Now examine the square and note its proportions. Experiment until you have a good proportionate square in which the area inside the square is about the same as the background space up to the edge of the 4" x 4" art board card.

When you have drawn a square that appears to be correctly proportioned preserve the dimensions for future use. You can then proceed with the next step, the inking of the outlines of your pencil outline symbol.

Take out and examine/look at the "ink" pen in your drawing set. This "pen" does not resemble the usual everyday looking pen. An inking pen consists of two "leaves" of metal. The two leaves are spring tensioned apart when in a neutral position and can be adjusted together by a screw. The closer the two points are brought together the narrower the ink line being drawn will be. The ink you will have and use will be either in a bottle or in a tube. If you have your ink in a bottle there will be a bulb/stem in the bottle and you can touch this stem to your pen and squeeze the bulb gently depositing a drop of ink on the pen. The drop of ink should flow between the two

leaves. Make a number of lines on a piece of scrap paper and adjust the line to a thickness to suit your individual judgement*

* For instructions about how to use the inking pens and other drawing materials, see the instructions that are inclosed with the correspondence course.

When you have a line of the right thickness take your ruler and, keeping one edge off the paper, rule/outline the inner square and the edge of the 4" x 4" outer square. When this is done and allowed to dry throughly you can start to paint the card in the proper colors.

The natural, also sacred, colors of the Element of Earth are Yellow, and its complementary color is Blue. (*There is another "World" complementary to this one, a "World" which "completes" this world. Ordinary people live in and deal with only "half" a world. One of the main Acts of Magic is dealing with this other half world or the Demi (half) Monde (world) and this work you are starting now. Enough for now*)

Paint the inner square Golden Yellow. Paint carefully using one of your Badger or camel hair brushes, the fine one. Paint right up to the line but don't go over the outlined line. In spite of it all you may find that the paint in drying will pull away from the line leaving a white space showing. You will then have to go over this again and carefully touch it up bringing the paint clear up to the edge of the ink outlined line.

It is important that you learn this and master it now because if later you do want to do some work along the Magical Art of making Talismans. When you construct a Talisman the more perfect they are made the better they can "work".

When you have completed the inner square and carefully painted it then as carefully paint the outer space Blue. The Blue is a little darker than Sky Blue but for now use the shade Blue that you like best, the shade that appeals to you.*

* Later you must find the exact shades of these colors and their complementaries but for these preliminary studies use the shade of color that appeals to you now. Some colors, and their complementaries are given in my other books. But it would be well for you to check these colors, and their complementaries, from a standard art book.

You have now completed one of the first pieces/phases of your Occult Work. You drew/made/painted a/the Symbol of the Element of Earth.

We will now, and from now on, study the subject matter of the Elemental Forces in the manner of a continually increasing analysis of their basic Nature. We have made some reference to this before and the coming study will be only another study in a never-to-be-ended series to which I can see no end for anyone except to some ultimate end which results in absolute perfection for you. Your proficiency in the Mastery of the Occult Arts will consist of the degree in which you assimilate these presentations/discussions into your being and then translate the ensuing concepts into ACTION.

It is my intention, to continually present, at spaced intervals, other analyses of the Elemental Forces and, I hope, present each analysis in a deeper and deeper manner - at least that is the intention at this time - whether I can do this successfully is another question but you can be assured that I will give it the hard try. Therefore be on the outlook for the above described development. Don't ever let yourself be fooled

into thinking "Oh I read this stuff before!" This stuff is not the same exactly. Each time it should be here and is different in many respects and there your part comes in - you must study over each presentation - review the part you recognize and detect the new additions and then grab the new additions. The above goes for the same material you will find in my other books from now on.

So now - The Element of Earth. This Element, and the others you will study, are not, in any sense, connected with the Chemical and Physics Elements which you might be familiar with - Scientists and Occultists parted company a long time ago - the word Element in the case/use of the Occultist means about the same thing as it does to the Scientist however. The word Element means the final "form" into which something can be "divided" or the "form" which a final division takes and no more division is possible.

The preceding definition certainly applies to the description of the Element of Earth.

I had better add some side line material here at this point. The five Elemental Forces can be arranged in several different ways. Usually the order is Akasha (ether) (the Ether) Air, Fire, Water, Earth, and in this order it could be said that we went from the "lightest" to the "heaviest". In the present study of the moment you can see that I have arranged the Elements "backwards" and I have started with the Element of Earth and thus I am going to proceed backwards through Earth, Water, Fire, Air, Akasha, (or the ETHER) Note - The word Ether is not a good word to use, but good Occult meaning words in English are very hard to come by. The word Ether has so many Other meanings attached to it, not the least of which is the anesthetic!!!! that the ancient Occult meaning is lost and buried under these attachments. Therefore in many cases I am forced to use the Hindu word AKASHA for the special substance called the Ether. (in the sense all the Elemental Forces are Ethers but keep this sense separate in your mind)

Akasha is the name of the Elemental Force that is the PRIMAL START of all things Physical - the building block material of the Physical Universe. The Elemental AKASHA Ether material changes its form/nature as it "changes" into the other "Elements" one by one and, in this sense, it/they do not follow the Physical Scientists' definition of an Elemental Material. However this change is quite different from the breaking down of material chemical compounds and the definition of an Element still holds - although it is bent a little out of shape. It is also very true in the case of the Element of Earth that it can go no further "down" but if any change is to take place at all the change must go "up" and so "up" it does. One of the essential points to be considered here in this study of all the Elements is - that they all end up as the Element of Earth.

Now here I will introduce another "idea" to be developed greatly later, I hope. The various Elemental Forces do form COMPOUNDS with each other but these compounds are not usually seen clearly until they become "frozen" at the Physical Plane level and there they can become seen most clearly with physical sight. So here again the sense of a compound of Elements parallels the physical scientists conception. *Your to-be-developed-ability to analyse these "frozen" Elemental Compounds and follow the parts "back" to their origins will be your practice of Magic. And that is all there is to it.*

The "frozen" Elemental Compounds are what the Physical Plane World is made up "out of".

I repeat - Your Physical Plane world is made up out of these "frozen" Elemental compounds and there is not much else to it.

As of now these “frozen” Elemental compounds consist of all your Physical World and its ramifications. But up to now the building of this “frozen” Elemental Compounds World of yours WAS BY CHANCE, or done to you by someone else. I hope these studies will lead you to your being able to grasp the ability to so mold your Physical World to “your Hearts desire” as some poet said.

So from the above grasp the clear idea that the Physical Universe consists of the creating of these Elemental Compounds and “freezing” them in your personal world. And this is the reason you are now studying these Elemental Forces, to understand them, to use them, and not be used by them.

Elemental Earth plus More Knowledge

To proceed - As you have found out the Symbol for the Element of Earth is a square. Look about you on the Physical Plane and you should notice/see that all solid/final things have some degree of squareness about them. Look at all buildings, houses. They are, almost without exception, square. Very few are round (the only one I know of is a building in Hollywood) but even those with round or different shapes are based on a square base of some kind.

The main "QUALITY" of the Element of Earth is that of solidity - stableness - inertia - at rest-ness (and going to stay at rest!)

In a sense the square or cube represents truth because no matter on which side you place it it is the same in appearance, and size, and shape!

In our daily lives as far as we are concerned the Element of Earth is the one we have to deal with the most, The final arrangements of the Earth Compounds of the Elements as they become final on the Physical Plane is what constitutes the basis for our Physical Happiness. And therefore their manipulation is of Prime importance in our lives.

At this moment I am considering the idea of carrying an actual square cube about 2" x 2", or 3" x 3" or maybe even 4" x 4" for you to finish and color in addition to the previous flat two dimensional symbol drawing you made. This cube might have a value for contemplation purposes. I will see how much demand there is for this additional symbol. I feel now that it would be some help to have all the Symbols of the Elements available in "solid" form and colored by you. The contemplation and handling of these "solid" form symbols should be of some help in furthering your comprehension and understanding of the nature and use of the Elemental Forces - but in the meanwhile study the Physical Plane about you and let your consciousness absorb the sights of the squares in and on the Physical Plane and do try and feel the "QUALITIES" of EARTH.

In this case now of the Element of Earth, and in the cases of the other Elements in your studies to come, you are to keep, in your reasoning mind, the clear distinction/idea that you are dealing with "QUALITIES" not physical actualities.

It is true however that as you learn and use/assimilate the QUALITIES of the Elements in all your dealings with the Earth-Physical Plane the designated QUALITIES become Quantities or Actualities in your Physical Life experiences. And, again, this "becoming" is the successful Practice of Magic and there is nothing else to it.

To return then to the Element of Earth for another "going over". We will mention here now a few of the ramifications that we expect to go into deeper later on, but now, we will make the first mention of them.

There are Four Directions to this world. These Four Directions are also called the Cardinal Points or the main turning points of the world, that is each point is as far as one can go in that direction and then one "turns" into another direction. Those of you who know Astrology know of the four Cardinal Signs. (do some thinking about them). To consider these directions in a certain order they are East, South, West, and North. Excluding, for this time, Akasha the Elemental Forces are assigned - East-Air, South-

Fire, West-Water, and the North-Earth. (Akasha is, as was said before, the over all pervading one Element from which they all come and into which they all go or return).

You have, as you also know, Five Senses. These Five Senses are equated to the Five Elemental Forces (there is a great profound Truth here, start meditating on it yourself and see what you come up with)

Your senses are 1. Hearing, 2. Seeing, 3. Tasting, 4. Smelling, 5. Feeling and it is through these senses alone that you contact/cognize the Physical Plane World - Do you know of any other way?

All the Forces, and anything else, you will encounter in/or on this Physical Life Plane/Universe will be the Elemental Forces or combinations of Elemental Forces or the final Physical Plane "frozen" Forces Effects ending on the Physical Plane.

All the Forces you will encounter in any study of Astrology will be here-to-fore unrecognized alone or combination of the Elemental Forces!

As said before the direction North is attributed to the Element of Earth, and now again I must recall to you that we are not here speaking of the Physical Earth direction North but of the Metaphysical North direction of which the actual Earth direction North is the outer demi-counter-part. Remember before when we spoke of the/a demi-world? Well here is another example of it - The outer plane half, demi-counterpart of of the North Elemental Quarter of Elemental Earth is Physical Earth itself. Remember what you were told about the complementary colors and do a little review of these ideas.

I hope you are beginning to see that this Physical Plane might be only half of some other kind of a world plane. I say beginning to see for yourself as in none of my works do I want you to accept any suggestions from me as being Truth without your testing! The object of all my work is to guide you along a path so that you perceive the possible actuality for yourself AND THEN USE IT, not worship it or revere me or something like that.

In a sense the North Quarter of the Element of Earth is the womb from which comes all Physical Creations. The North Elemental Quarter is the one then to which you can look for the fulfillment of your Physical Material Desires. This will be brought out more fully later on when we take up the work on the Ritual. There is a little interesting side light here about the North Quarter which I will call to your attention in connection with the idea of inspiration-creations. An artists studio is constructed so that the light comes in from the North Quarter of the sky. North Light is always constant all day long and thus the artist can paint in the same light all the day. All the light from the other Quarters is variable during the day and cannot be depended upon. Thus even in a very minor sense people have discovered the creative assistive qualities of the Elemental Quarter of Earth and took up its use without knowing why but you should be beginning to KNOW WHY.*

* As an artist works under The North Light, from which Elemental Quarter comes all Physical Creation, so-preferably should all creative work be done under The Light from the Northern Quarter. The artist works so that the light falls on his creation - so that the North Light is *working through him!* If you are a creative worker, arrange your desk-if-possible - so that your back is to the north, and the north light falling on your work, and hence flowing through you.

If you will examine anything in life in which you find satisfaction you will find that the satisfaction comes from a correct/use application of one or more of the Elemental Forces singly or in combination. *And, conversely true, you will find that anything in life that brings dissatisfaction comes from a wrong use on an Elemental Force. This is a pretty simple way of putting it but basically it is true.*

You will also find, after prolonged study, that all diseases are caused by a disarrangement of the Elemental Forces. Although it is not so simple as all that - just keep it in mind. Don't depend on this idea for any cure or treatment for disease - but your further study will show that different medicines are directly allied with the Elemental Forces or "ruled" as the old way of expression has it.

It is the qualities of the Elemental Forces embodied in different/certain medicines and/or treatments that being about the/a "cure" or adjustment of the balance of the Elemental Forces to each other that ARE THE CURE. But again I say do not depend on this fact for any form of self-treatment for yourself and others. All scientific search and re-search in medicine is proceeding along its allotted path and it is not necessary for the scientists to know about the Elemental Forces to do this work. They are not interested in the Occult but you can view both sides of the subject, the Inner and the Outer.

We soon will be about ready to proceed to the next Elemental Force - that of Water not that we have even scratched the surface of the subject of Earth - nor will we, as said aforetime, even reach the END KNOWLEDGE of any one Element. There are a million Universes of Knowledge yet before us and we will never reach the END.

You, Man, Woman, are really a Four "fold" creature, at least your body is. You have all the Elements encased in you (Akasha is also present but remember Akasha is different) and they are encased in you in a certain manner or balance and if you succeed in keeping your forces in balance you can lead a very carefree successful life but if you let the Forces get out of control you are in for trouble in one way or another. For example suppose you are proceeding along life's pathway calmly - all Elemental Forces are in balance and working nicely against each other - then, suddenly, you SEE something you "*DESIRE*". A strong desire comes over you for something. Now here is where YOU come in. You can calm down that new desire or you can encourage it - if you calm it down then the situation returns to normal and the Elemental Forces return to harmony - balance with each other.

But if you yield and grasp on to that desire and encourage it you then throw your influence into that Elemental Force which in this case is FIRE (expansion) and you thus cause this one Element Force to grow larger than the others present and this growth does effect the whole situation in the life-body of the/a person. Man or Woman.

I trust you will give the above ideas some personal meditation and some personal contemplation thought as the simple appearing process outlined above is the basis for all the affairs of Life, your life, - and is behind everything on the Physical Plane.

I spoke earlier in this book about a Ritual which would be given to you at a later point in your work and it will be the object of this Ritual to help you balance the Four Elemental Forces in YOU.

I guess, at this point, I'll part here with a big, fat, juicy, OCCULT SECRET. Oh a real hummer! You would never get this from an Occult Secret Society as the ones who would happen to have it now (and they are few in number indeed) would tie it all up

with all kinds of oaths - so you could hardly sleep for fear of blurting it out in your sleep-talking!!

To get this Great Occult Secret into a proper setting it is necessary for me to refer back to an old legend Myth Story of Ancient Greece. The Myth of Oedipus and the Sphinx - The Myth says that near an ancient City in Greece a monster called a Sphinx sat beside a road. To all who passed by the Sphinx proposed a riddle and all those who could not answer the riddle it "ate up." or destroyed. The hero Oedipus came by on the road and was stopped by the Sphinx and presented with the riddle.

Now according to our present books on Mythology the riddle was supposed to be, What goes on four feet in the morning? goes on two feet at noon? and goes on three feet in the afternoon?

The Hero's answer was - MAN - As an infant in the morning of his life he crawls about on all fours. As a man, in the noon of his life, he walks about on two feet. And as an old man in the afternoon of his life he walks with a cane and his two feet.

The Sphinx thus faced with the true answer killed its self by leaping over a cliff.

Although the above is not the real true deep inner meaning of the story, there is a great deal of Truth illustrated here.

The Key to the Inner meaning of this mystery story is the Nature of the creature called the Sphinx. What is/was it?

You have all seen pictures or statues of Sphinx - There are however quite a few different forms of them. They are present in different Art forms at all times throughout the Ages. The most prominent and famous is the Great Sphinx of Egypt and probably the one we are most familiar with.

THE EGYPTIAN SPHINX, AS ARE ALL SPHINX, IS A COMPOSITE ANIMAL, ALTHOUGH THIS IS NOT SO EASILY APPARENT BY LOOKING AT IT.

A SPHINX HAS - A HEAD OF A MAN - THE WINGS OF AN EAGLE - THE BODY OF A LION - AND THE TAIL AND FEET OF A BULL!!!!

Do you recognize any of these things? Are they not the Four Fixed Signs of the Zodiac? Man-Aquarius - Bull-Taurus - Eagle-Scorpio - Lion-Leo? Are they also not Man, Aquarius, AIR. Bull, Taurus, EARTH. Eagle, Scorpio, WATER. And Lion, Leo, FIRE.? Is it not true, as I have said, that these are the Forces that make up the Physical Earth Plane? Therefore is it too much to ask you to accept the IDEA that the/a Sphinx is an Occult Symbol of the Physical Earth Plane? Indeed from what you already know about the Elemental Forces and their manifestations how could it be any thing else? And the true meaning of the legend is - When Oedipus (YOU) solves the riddle of the Sphinx the Sphinx had to go "away" (destroyed itself) AND SO WHEN YOU RESOLVE THE RIDDLE OF THE PHYSICAL PLANE EXISTENCE, MASTER IT. IT IS THEN DESTROYED AS FAR AS IT HAS FURTHER POWER TO HARM YOU.

In passing I also want to call your attention to another form of the Sphinx or another symbol "animal" which also represents the Physical Plane. This animal is the "Winged Bull" of the Assyrian religion origin. If you have never seen this symbol look it up in an encyclopedia. The only difference between the Assyrian Winged Bull and the Greek Sphinx is that the "body" of the Winged Bull Symbol "Animal" has a Bull's body in place of the Sphinx's Lion body.

There were always a few people, in live existence, who had some pretty sound ideas as to what was True about Physical Existence. These men, ancient and modern, most of the High Priests of the Ancient Religions, and other higher ups, were not able to convey this higher type of insight-knowledge to the masses due to the wide spread ignorance of the masses. Therefore they embodied many basic Truths in stories, Fables and Symbols, and set these before the masses, watching for those who would be aroused, whose attention would be attracted by some flash that these people would show during the ordinary course of the standard worship - such as an intelligent asking of questions of the Priests, which would show to the Priests that an insight penetration had occurred to the person. When this happened the person would be admitted to higher information.

Also among most all Ancient Religions there were Annual Plays or pageants in which the mythological stories of these Gods and Goddesses were acted out and viewed by large crowds of ordinary worshipers. Then there were "advanced plays" which were shown only partly initiated students such as the Eleusian Mysteries, held for many centuries in Ancient Greece. (I have a fair idea of what went on there and it may be possible for these plays to be revived in the aforementioned lodge on the St Croix river in Wisconsin).

In these Mystery Plays and Pageants the same general type of Symbols such as you have dealt with so far, and are going to deal with in future, were presented to the view of the people and those who "got the message" went up "up higher".

However all the above material concerned the one thing only the Knowledge of the Elemental Forces and their relationships. All the Gods and Goddesses ARE FORCES PERSONIFIED (will try to go into this God and Goddess idea more later but if I don't do it in this book I'll surely handle it in a later book). When, later on, you come into closer contact with these Symbol Form Gods and Goddesses you are not to make the mistake of worshipping them - nor are you to entertain the idea of DEPENDING on them for interfering, helping assistance in your Physical Affairs of this daily life. They do not have any power that way per se, i.e. in and by themselves alone. The only power they could have, to help you, is the Power you build up in them yourself. Naturally you are interested in the idea of assistance but as we are herein engaged in a systematic building up of study-knowledge of the Occult I don't know, at this time, if I can handle that aspect in this book, or work it in in another later place. I will try but if I have to put it in another more advanced book, I will. In the first book I wrote, I first encountered this peculiar situation in which some interesting side-line or advanced material would come up, and I would wonder if I should include it now at that point or wait until later when more advanced material would be understood better. It was, and is, quite a problem and I am afraid, in my first book, I left out some later material that I had promised earlier. Other authors probably do this but don't tell you about it.

The Sphinx then is a Symbol God of the Physical Plane; the Sphinx, that is, the one I have described to you so far. Each Plane you ascend from this Physical Plane WILL HAVE A SPHINX OF ITS OWN as you can readily understand that all the Planes of the Physical Cosmos consist of the Five Elemental Forces, each "Force" "ruling" or dominant on its own Plane. (Akasha is different as I said before).

Theoretically the appearance of the/a Sphinx should be different on each Plane, as each Plane is "ruled" by one of the Elemental Forces alone, naturally. However here is another piece of Occult Knowledge - EACH ELEMENTAL FORCE CONSISTS OF ITSELF, PLUS A CERTAIN PROPORTION OF EACH OF THE OTHERS IN COMBINATION!

Therefore, you can readily understand that the construction-appearance of the/a Symbol Sphinx will be different on each plane. And also on each sub-plane the appearance of the Sphinx gives the clue to the meaning and function of that Plane.

In my book, *The Art and Practice of Astral Projection*, the fourth method given, the Symbolic Method, is a method of reaching these above described Planes. I suggest you study this method but don't attempt more work for the time being than is given there for now. I will call your attention to Four books here to advise you that you probably should have these Four books in your possession for future study and research. The Four books are - *The Golden Dawn*, - in four volumes - by Israel Regardie. We were informed (1966) that the books were to be printed. These books are valuable after you catch up with them. If you keep advancing along the Occult lines you will need them eventually. So I suggest you plan to get them when available. There are more detailed instructions in these books about the Symbol Method and its results.

I had intended here, at this point, to give a few more mechanical details regarding the Elemental Forces and their "constructions" but I find some of my research books are missing and so it will have to be postponed for now. Therefore, we will move into the next Elemental Force to be studied. The Elemental Force of Water, as soon as a little more beginning material is presented and studied.

I have herein so far referred to the Five Elemental Forces as Ether, Air, Fire, Water, and Earth. I want you now to learn the Hindu names for these elements - Ether is Akasha as you know. Air is Vayu, Fire is Tejas, Water is Apas, and Earth is Prithivi. From now on we will use these names more or less interchangeably, so learn them. Another name for these Elemental Forces is Tattvas.

I will also here part with another Occult Secret - All the above mentioned Tattvas are together collectively known as PRANA! PRANA IS THE FIVE ELEMENTAL FORCES IN OPERATION. PRANA IS ALSO THE DEMI-GOD OR DEMIURGOS. The above contains plenty of material for your meditation and for a long time.

Elemental force of Water – Apas. And Tetragrammaton.

In our study of the Elemental Force of Water we will start out with the same method as we used on and in our study of the Elemental Force Prithivi, or Earth. Get out your drawing and painting materials and get set to draw.

You will find, upon examination, that the symbol of Water is a half circle, and it could even be described better as a half moon.

The occult colors of the Tattva of Water are Black and Grey. Black and/or its complementary color Grey. (the Grey is sometimes seen as White, after all how do you see White on white?) The color could be described as “greyish” white.

Making the drawing of the Elemental Symbol of Water is quite easy and simple, in fact one of the easiest and simplest to make, draw, and paint. You should have no trouble at all.

In one of my books, THE ART AND PRACTICE OF GETTING THINGS THROUGH CREATIVE VISUALIZATIONS, you will find four of the Elemental Forces on the inside covers, and the next two pages, alongside of them. If you have the book you can take the measurements from these prints with your measuring compass and transfer them to your 4” x 4” card, and then proceed to finish the diagram. Make two Elemental Water cards, one black half Moon and white background. And one white half Moon and black back ground.

Of course, as aforesaid, the Elemental Force of Water is not the same as the Physical Water. We are here again dealing with the qualities of Elemental Water not “real” Water.

The most outstanding Quality of Elemental Water is CONTRACTION, shrinking, shrinkage. We can note, in passing, that Physical Water cannot be physically compressed, not one iota. And this follows naturally the Quality of water above referred too. You might say that Occult, Metaphysical Water is in the process of becoming “real” Water, and while it is becoming it is also in the process of contraction or condensation. When it reaches its “final” form “real” Water, it is then in the state of Earth-like Water or could be said **Earth of Water** and then no further contraction is possible having reached the Physical and Metaphysical limit.

Elemental Water is a “coming down” from “above”. You will recall I told you we were going “back up” from below to above, where below came from. Much later on you will reverse this procedure as much as is necessary to cover/illustrate the Occult situation. So far we have not done too much work on Planes, although I have handled the subject somewhat in some other lessons. I will say now that each Elemental Force “rules” a Plane or, rather, rules its own Plane.

Hence the Element of Earth rules the Physical Plane even though the Elemental Force of Elemental Earth is not the SAME as Physical Earth as I repeat to enforce this distinction which please keep in mind as this idea is the very essence of Magical Practices.

Also hence the Element of Water rules the next Plane above the Physical Plane - the Etheric Plane. The Etheric Plane should then have the characteristics of Water and it does.

As I outlined to you before much of these basic Occult or metaphysical Truths were embodied in ancient religions in the form of myths and stories about the Gods and their doings.

This idea, now being, presented, of the study of the Elemental Forces, plus the information about Planes rules and/or influenced by them in turn is shown in the myths of the ancient Greek religion of the characteristics of three Gods - Pluto-Poseidon - and Zeus.

Pluto was the God of, and ruled, the Underworld (Earth - this is the underworld!!) Poseidon was the God of, and ruled, the ocean (water-of the Etheric Plane!!) (none of these planes were physical) Zeus was the God of, and ruled, the Skies (Air - the mental Plane)

Now you know, and/or should be beginning to suspect, that there is something more behind these ideas than meets the casual Glimpse. YOU KNOW that the Underworld Earth, the Ocean Water, and the Skies Air are, and are not, ACTUAL Earth, Water, Air. Hence it follows that they must refer to an "Inner" Earth, Water, and Air. And so we come back to the Planes and the Planes, by their characteristics, show they are closely related to the Elemental Forces and, in fact, might even be said to be both Plane and Force IN ONE. See how this idea appeals to you, and where does it lead you? Do some meditation yourself.

Another clue-tip off here to indicate some information worthy of examination is that the Three Gods referred to ARE BROTHERS suggesting, metaphysically, that the three are really ONE, merely changing forms in changing from one plane to another, - which idea is completely in accord with the fact that the Elemental Forces change from one into the other both "up" and "down".

The Elemental Force WATER has begun to enter the sphere of the Elemental Force of Earth and it is beginning to have a sort of "form". Not much of a "Form" to be sure but enough to be noticeable the same as Physical Water has a tenuous form and which (potential) form can be poured into molds and thus take the form of the/any mold (form).

Remember that if you can't always figure out the possible meaning and understanding of an Elemental Force then compare the Elemental Force with its Physical Counterpart and this comparison will give you some ideas as to how and what the Inner Plane Elemental Force is and some idea of what it does or how it functions on the Inner Planes, but do remember all these Elemental Forces are linked together and each is a part of a series group, each is a part of each other at all times through the transition, either up or down. Also you can recall, at this point/time, that all these Elemental Forces are present in Man, and, in fact, is MAN (quite a profound thought here, give it some meditation).

The color of the Elemental Force of Water is White as said before, with the complementary color Black. You all know though that large bodies of Water are, or show up, Green. Also, in some places, Blue like blue Lake Tahoe. These changes from White to Green and Blue are due either to mixtures of other elements which change the water or reflections of the water. When the Elemental Forces mix, or form compounds with each other, the resulting mixture is naturally a different color than either of the two originals. There is much confusion in the Occult about colors. The

above explanation can, in the future, when you run across some confused claims about the same colors for the opposite things in different schools, explain these differences. You can take it as pretty certain that the basic colors are as I give them to you and if you run across differences then you had better take another look at the validity of the school.

The human body is composed of much water and there is more water in the human body than there is solid material. This corresponds to the physical fact that the "body" of the World is composed of more Water than Earth.

As said before - we are considering the Elements up backwards and you will note an increasing abundance of Elements the higher back up we go and this will be noted again when we arrive at those points in our studies.

I will repeat some of this as it is rather important. Thus the Etheric Plane, just above the Physical Plane, is much "larger" and "freer" in all ways than is the Physical Plane. The other Planes next "above" the Etheric are still more "free" than the Etheric and should be noted, in more detail, when we arrive there in our studies.

I believe I will introduce, at this point, another basic Occult Teaching and link it in with the explanation and expostulation of the Elemental Forces.

It is a peculiar thing but it seems to me, or I discovered it myself in my hard search through the Occult, that there is a strange tendency for Occult Teachers and students to grasp some phase of the Occult Knowledge Teachings and study, and teach, and concentrate on that one particular phase to the exclusion of other parts of the Occult. At least this is what I have noticed and I have never found one of these Teachers linking different Occult Teachings and Phases together into a Whole. The Whole being the entire Cabala System Teachings of which what we are studying IS A PART.

At this time of writing it is my intention to go into the Cabala. How far I can go into the Cabala in this book is problematic space wise. I expect to do a whole complete book on the Cabala at some future date but the subject is so vast I don't think I can *ever* cover it fully and properly no matter what I do.

The Phase of Occult Teachings I propose to introduce now is called by a Name. The Name being **Tetra-gram-ma-ton**.

Tetragrammaton is a Greek word - tetra meaning Four and gramma means letter or letters (from which no doubt comes our word grammar).

This Greek word really describes a Hebrew combination of four letters which are Yod, Heh, Vav, Heh.

THIS HEBREW AGAIN IS NOT REALLY A WORD BUT A PROCESS - A LAW.

I could take off about 10,000 pages here to describe how the above word, process is a LAW. IS THE LAW. THE LAW OF ALL LAWS. THERE IS NOTHING IN THE PHYSICAL UNIVERSE THE CREATION OF WHICH IS NOT SUBJECT TO THE ABOVE Y.H.V.H LAW.

At this time/point about all I can say is that as YHVH is naturally connected with the Elemental Forces and the Elemental Forces being all the Physical Universe, you can take my word for it, for the time being, that all the physical world is ruled by YHVH. But we still have a lot more Knowledge work to do before we can go into this YHVH more fully and completely.

For the present time I can tell you that the last H-Heh is equated with the Elemental Force called Earth. Remember we are going now “up” “backwards”.

The last Heh in YHVH, as well as the first H, means, in Hebrew, Window. (wind-door). The actual secret meaning, teaching, is actually WHAT IS SEEN THROUGH A WINDOW, the view, objects in view etc. Naturally what is seen through a window is an EARTH type scene, correct? (even though it is an imaginary scene it is still an “earth” scene)

The V - Vav is what we are concerned with now at this point as we are now studying Water.

The last, final, Heh, is EARTH and Vav is WATER. The word VAV means Nail.

I said before that YHVH was a Law, the Law, the Law of all Laws. This is the LAW that Moses received in the desert (?) (!!) not the so called Law of the Ten Commandments.

A little thought on your part, a little metaphysical contemplation, will show you that the, so called, Ten Commandments could not possibly be the LAW referred to through out the old testament section of the Bible.

In the first place the Ten Commandments were entirely negative in effect and action. The obedience to them conferred no Powers whatsoever merely a vague promise of some future well being (a promise doubtfully kept by God!). Much of the Bible, and other “sacred writings”, are like that - there are certain basic truths hidden and their cognizance depends upon YOUR OWN UNDERSTANDING and nothing else - like in this case - you, in order to accept the above material, have to reach a point where you must, and do feel, THAT THERE IS MORE TO THE TEN COMMANDMENTS THAN MEETS THE OUTER EYE - there just must be more to the whole matter than what is on the surface (I don't mean, if you are not ready for the Knowledge, that you should start an orgy of disobedience to the Ten Commandments, I mean ONLY that there is more to it than most people suspect, it is time you went deeper into the matter than you have heretofore).

I said before, and I repeat it for your benefit again, that the ancient religions had about all the Truth there was to be had because there is only ONE TRUTH and that ONE Truth is all. There are not two things that are equally True so they cancel each other out completely. Two “Things” might both be true and apparently contradict each other but a meditative examination will show that ONE is Truer than the other because one is “deeper” than the other or something more and deeper in the way of understanding is required to differentiate between two or more Truths.

I don't know how much of the old testament story of Moses is true as far as history goes. Egyptian history, which is pretty good, makes no mention of the incidents as given in the old testament section of the Bible. The outstanding statement that might be relatively true and should attract your attention is the part where the Bible record states, in substance, that as the son child (adopted) of an Egyptian Princess, a member of the Royal Family, he was educated in all the lore and wisdom AND MAGIC of Egypt. Undoubtedly these words mean just that - that he was given access to and TRAINED IN THE HIGHEST EGYPTIAN RELIGION AND ITS MAGIC.

Why this educational process was not explained more fully and in greater detail as to its inner meaning is a mystery.

Now to return to Y.H.V.H. If this matter of the Tetragrammaton was explained out and openly, as I am going to explain it to you - how many people would understand it? - How many people would resent it? - How long would it be before some non-understanding ignorant would say - "I can't understand this stuff and so it must be wrong," and then write it over according to his understanding on a lower level - as was probably done in the Bible and the present recorded story of the Ten Commandments and so end up with a lot of nothing as is there now.

So to get back to Tetragrammaton and the Law, which is the LAW. You have been given the Four Letters and some part of their meanings. (This subject should come up again and again in this book and I might forget to call your attention to it each time. So be on the lookout for any and all new applications of the Law as we go on through this book) I said that Tetragrammaton was not only a LAW it was also a PROCESS. Tetragrammaton is a Process as follows. The Four Letters constitute a working pattern. The First Letter is YOD. The meaning of the letter YOD is Hand (a hand). The Second Letter HEH means Window - wind-door. The Third Letter VAV means Nail. And the second HEH and last letter means the same as the first HEH with the difference that under this final HEH is placed a dot. This dot indicates that the second HEH is "solidified" or is a "real" object whereas the first HEH was a "pictured image-object."

We have, so far, covered the study of the Element Force of Earth and part of the Elemental Force of Water. I told you that the final HEH corresponded to the Elemental Force of Earth. I will add here now, even if we didn't study them as yet that VAV is equated with the Elemental Force of Water. The first HEH is equated with the Elemental Force of Fire and the first letter YOD is equated with the Elemental Force of Air. So the formula, Law of Action is Air, Fire, Water, Earth.

We will not consider further, for now, the Elemental Forces in connection with the Creative Powers of the Name but will consider these Forces in another manner - The names of the letters of the Name and these names in ACTION.

YOD means Hand. A hand, as you know, grasps what is wanted and also points at what is wanted. A hand is movable and later you will find that YOD is equated with the Elemental Force of Air. So the formula, Law of Action is Air, Fire, Water, Earth.

We will not consider further, for now, the Elemental Forces in connection with the Creative Powers of the Name but will consider these Forces in another manner - The names of the letters of the Name and these names in ACTION.

YOD means Hand. A hand, as you know, grasps what is wanted and also points at what is wanted. A hand is moveable and later you will find that YOD is equated with the Elemental Force AIR. For now keep the idea of movability in mind when thinking of YOD hand.

HEH means Window or wind-door as I said. A wind-door is an opening through which AIR can pass freely - Air - Movability. Also a wind-door is an opening through which light can pass and through which can also be viewed a scene - a scene of Earth (or even a scene of the mind-imagination of the Earth or Earth things.)

To go over this again - In your mind's "eyes" you have a facility for viewing scenes. These scenes do not have to be "real" Earth scenes, they can be image scenes, imagined scenes or imagination image scenes. Usually these imagination images are of some thing you desire (Fire-desire) and are used for this purpose mainly.

The third letter VAV means Nail and corresponds to the Elemental Force of Water. Water is a step nearer Earth than Fire images are. It could be said that water are images becoming "real" or on the way "down".

The fourth letter, the final HEH with the dot underneath is equated to Earth. The final HEH is the final result - the final solidified result of the image picture first "seen" in the window of the Mind brought about by the groping of the hand of God.

I have written a whole book upon the subject of the use of the above formula especially when and how it is used to acquire material things necessary for your happiness. The name of the book is - THE ART AND PRACTICE OF GETTING MATERIAL THINGS THROUGH CREATIVE VISUALIZATION. You should get this book as you should find it very valuable in your life living which is what I intended it for.

So then this whole section concerns the Elemental Force of Water and is a part of the whole set of Elemental Forces that play such a great part in our Physical lives, and yet is only a part of many other parts.

We will close this first section of the study of the Elemental Force of Water here for the time being and go on to the next Elemental force FIRE.

The Elemental Force of Fire – Tejas

The Elemental Force of Fire will be our next Elemental Force subject of study. As you know we are coming back up the chain from below.

THE QUALITY CHARACTERISTIC OF THE ELEMENTAL FORCE OF FIRE IS EXPANSION.

As usual for a deeper more exact meaning of the Elemental Fire's quality expansion we turn to a/the familiar Fire we know now as "real" FIRE.

You are completely aware of how a small fire, a first tiny spark, will progress from just a first tiny spark to an unlimited conflagration - holocaust. No better example could illustrate the property-quality of Fire which we could also call the Fire of Life., as Fire is the main mover of our Physical Lives. All of the Elemental Forces are necessary in our Physical World Life Living and especially so is the property of Fire necessary in our Physical Lives as I said before but repeat for emphasis. And again, our bodies are warm - warm blooded animals we are called truly. It is the quality of combustion - expansion of Fire that makes our lives at all possible - keeps us "going". Digestion is a type of Elemental Fire activity. Digestion makes possible the availability of substances which can be oxidized in the body tissues to make heat and energy. All these processes are a form of expansion.

Please take note that as I describe the Elemental Forces as we come up "higher" the manifestations of the Tattvas are more subtle and expansive. Earth and the descriptions of the functions of the Element of Earth were quite apparent and relatively simple. A solid Earth block is just that - solid - heavy - inert - massive. Anyone can see a block of Earth material - work with or against a solid piece of Earth material.

Now when you come "up" to water you are already dealing with a substance that is a little tricky to handle. You can't pick it up in your hands very easily. It has some kind of a Form but not much. And so it is with the Quality of Water.

Regarding the Elemental Force of Fire's actions in your lives - millions of people never expand themselves in any way in their whole lives but spend their whole time of Physical Existence in one narrow unexpansion type of existence. Then again many people's Lives are one glorious expansion (Quality of Fire) and how they do use it!!! So I want to say again that untold numbers of people USE these Elemental Forces NATURALLY and achieve great success in so living/doing. Whether you and I can achieve these results remains to be seen. Sad as it is for me to say this but if you and I have heretofore lived our whole life times in ignorance of the USE of the Elemental Forces it takes some material physical TIME to make these Forces work for you and still more time to show results in a really big way, so please allow for this time interval. I sure hate to say it but it could be true that your descendants may profit more by your mastery of these Elemental Forces than you do. So I say again, trim your sails accordingly. Be vigilant to watch and note carefully every time your growing control over the Elemental Forces works even in a small degree. Believe me it is the happiness in the realization of success that is the real reward in this great work you are undertaking.

There is another little matter I would like to mention here even though it is a little out of place in the study of the Elemental Force of Fire. We are all in this great work together in order to improve ourselves, to grasp some control over the circumstances

that beset us on all hands. Often, as we progress slowly, we achieve a success AND THEN FAIL TO NOTE THE MATTER TO GIVE OURSELVES CREDIT AND APPLAUSE FOR OUR ACHIEVEMENTS IN THE CONTROL OF THESE ELEMENTAL FORCES.

To bring a degree of correction in this please do this - definitely note each time your control works, AND THEN FEEL GOOD about it. This good feeling is your reward. And this good feeling leads to the expectation of MORE TO COME. But remember the time factor in the matter of BIG THINGS, ACHIEVEMENTS.

So much for that and now we will return to Fire, which section this is - (From now on we will deal with the previously studied Forces in connection with each new Force studied as something new is discovered as I just did above.)

The symbol of Fire is the/a Triangle. Red is the color of the Triangle and Green is the Complementary Color.

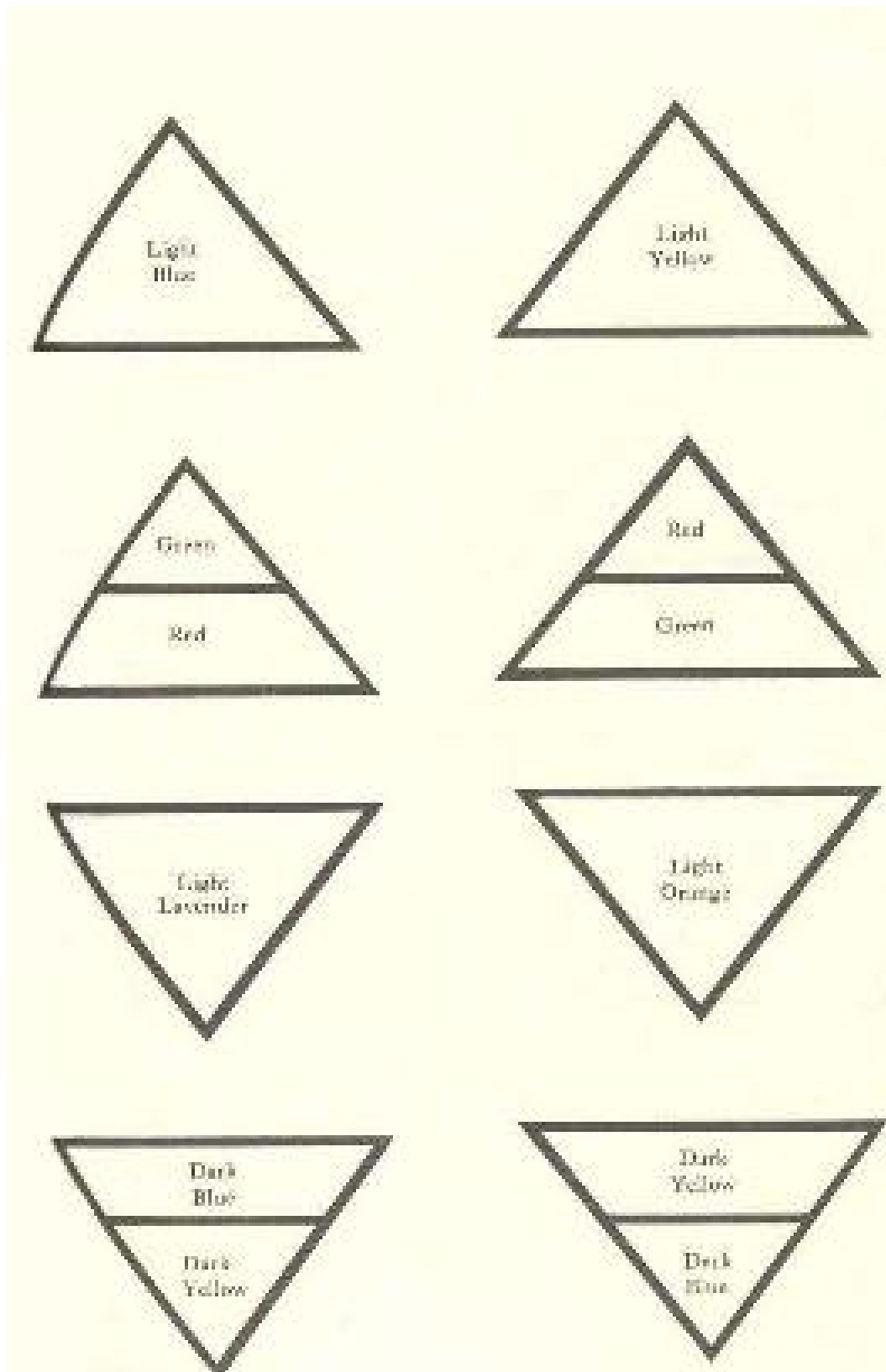
Triangles are not so easy to draw accurately and proportionally but you should have no real trouble if you follow directions. Either take the dimensions from the sample noted in the book Art and Practice of Getting Material Things through Creative Visualization or make up your own.

The "upward pointing point" of the Triangle suggests the idea of expansion - expansion being the key note of Fire. As we know.

We can note again, at this time, that the Elemental Force of Fire is Expansion and the Elemental Force of Water is contraction. These two forces are the ones that fluctuate the most. The other two Forces - The Elemental Force of Earth and the Elemental Force of Air hardly fluctuate at all, or very little, as you can easily perceive.

There are a series of diagrams connected with this subject which you had better reproduce here now at this point as it seems a good place for it - so get out your drawing set.


Make four 4" x 4" triangles as shown on the diagram sheet (you do not have to draw two of the triangles upside down but just turn the card around.) These four diagrams are some old Alchemical type symbols and are, in order, Air, Fire, Water, and Earth.



Now I will proceed to give you another “hidden” Occult secret. These triangles are really supposed to be shown as above, bare as it were, but in reality they are colored too as shown marked/diagramed.

Make two sets of four of these triangles and do a little meditation on the colored ones. We may/will refer to them again.

Also I will acquaint you where at this point with some more semi-occult secrets. If you take the two triangles Fire and Water and place them on top of each other will have the following symbol. This has been called the Star of David and is, and has been, widely used in the Occult for many centuries.*



* Make the six pointed star like the diagram. You can take off the dimensions with your divider attachment on your compass. "Weave" the lines in and out as shown or if this is too difficult at first make star solid for practice. Color the points of each triangle according to which triangle it is. The star consists of a red, point upward triangle and a blue point down triangle. Make the solid body of the star a combination of these two colors or it should be a nice shade of purple. Practice mixing until you get this purple color right.

David, and later King David, appeared in a period when Kingdoms and politics were fluctuating violently (and they are fluctuating violently in that same spot/place). David brought a degree of order to the Jewish nation and this Order can be symbolized by the two triangles (one upon the other) and thus showing each of these violent Forces in equilibrium. The two violent Forces, the Elemental Force of Fire and the Elemental Force of Water “rule” most all the changeable factors which make up the/our Physical Plane World. Making allowances for time in relation to our personal lives you can see for yourself, by studying history, how these two violent Forces work against each other. Endless material things, nations, cities, institutions have come and gone, gone up and gone down, and this movement is directly due to the effects of the interplay between these two Forces, Fire and Water, expansion and contraction.

You should make, draw, and paint a card with a Star of David as shown. When done you can use it as a meditation symbol in your daily life. Used constantly and with feeling you could be able to steady the Forces of your Life and tend to check the ups and downs that are the bane of our existence on this Physical Plane. This, at least, is a goal to look to, how well you can achieve this goal depends on your daily work with and understanding of all the Elemental Forces and especially these two, Fire and Water.

It is my sincere hope that the previous knowledge and the knowledge to come, will be of help to you in your future life's living so that you can understand those queer changes that take place in our lives and change almost daily, and even hourly. You must have noticed before in your life living how in a morning you can feel rather poorly and in the afternoon of the same day you can feel pretty good.

I recall an incident which happened years ago. At that time I worked at a stock Brokers office here in San Francisco. The time was early in the morning, we went to work early in Brokerage offices in San Francisco because of the time difference between San Francisco and New York City, and that morning I sure felt poorly. My head ached, stomach was upset, I had chills and I just felt plain rotten. I asked one of the firm's officers if I could go home after telling him all my symptoms and he gave me permission to do so. For some reason instead of going home I went to a nearby restaurant and drank three cups of coffee and that hot coffee restored me!! I returned to work and worked the whole day. I told the firm's officer about my miraculous recovery but to this day I don't think he believes me!

What had happened was that, in this one particular case, the CONTRACTION (water) was arrested by the expansive (fire) effects of the hot coffee and I recovered by equilibrium of Force in my body. You can see from this incident how, in a general way, drugs and medicines do have an effect on the human body which can be suffering from an effect of an expansion (Fire effect) or a contraction (Water effect) (however, as I said before, do not attempt to build up any system of medicine based on the above general knowledge or attempt to treat yourself accordingly or depend on the above Knowledge for self treatment of any kind. Too much is still unknown for you to depend on this for certain).

You should have noticed from the above and I also call it to your attention now that, THE OUTER EFFECTS THE INNER AND THE INNER EFFECTS THE OUTER. This is an important piece of Occult Knowledge that is rather well known but little used. In the natural course of knowledge progress you have reached a point where I can introduce another piece of Occult Knowledge. This piece of Occult Knowledge is called “The Message on the Emerald.”

Centuries ago some adept caused to be engraved on a large Emerald a Gnostic message. In the ensuing centuries when all other Gnostic Occult messages and

Knowledge writings were being destroyed this message engraved on the Emerald survived because no one could bring themselves to destroy such a gem.

Here is the Message from the Emerald Tablet -

True, without falsehood, certain and most true, that which is above is the same as that which is below, and that which is below is the same as that which is above, for the performance of the miracles of the One Thing. And as all Things are from One, by the meditation of One, so all things have their birth from this One Thing by adaptation. The Sun is its Father, the Moon is its Mother, the Wind carries it in its belly, its nurse is the Earth. This is the Father of all perfection, or consummation of the whole world. Its power is integrating, if it be turned into earth.

You shall separate the earth from the fire, the subtle from the gross, suavely, and with great ingenuity and skill. Your skillful work ascends from earth to heaven and descends again to earth, and receives the power of the superiors and of the inferiors. So thou hast the glory of the whole world - therefore let all obscurity flee before thee. This is the strong force of all forces, overcoming every subtle and penetrating every solid thing. So the world was created. Hence were all wonderful adaptations, of which this is the manner. Therefore am I called Hermes Trismegistus having the three parts of the philosophy of the whole world. What I have to tell is completed concerning the Operation of the Sun.

Please study the above.

Elemental Force of Air – Vayu and other related following matters

We will now return to our study of the Elemental Forces - As I said before - in this whole book we are engaged in a study of the Elemental Forces AND HOW TO USE THEM. I believe I will digress here for a moment and say again that while I said Air is Movement ability to move, and movement is life we are not, in this book, going to consider Life, living Life, as such. Consideration of living Life, such as we are, would introduce complications which I could never handle in a book like this. So we will consider only the Forces that make up the Physical Plane World-Cosmos in which we exist and leave the questions of our own personal Life Existence to another book. Elemental Air is, then, the first manifestation of what is called MATTER. And next and last in our series studies.

The Symbol of the Elemental Force Tattva of Air is a circle colored blue and the complementary color is orange. This symbol is so easy to make that its drawing and painting requires no great detailed instructions here. Make and paint two Air Symbols, one in a blue circle and orange background and one orange circle and blue background.

The Elemental Quality of the Elemental Force-Tattva of Air is MOVEMENT. ABILITY TO MOVE. Moveableness.

Ability to move, capability to move. Also you can include here the idea of self-movement, automatic movability. This moving movement-ability is the outstanding characteristic of the Elemental-Force of Air. As before please give these ideas some meditation thought.

Air is the last of our Elemental Forces to be considered and, at the risk of being repetitious I am going to maybe repeat some things about the Elemental Forces.

This possible repetition is not done for the purpose of filling up space but to insure that you first understand, and then master, the Occult Knowledge about these Elemental Forces.

As you know in the forepresentation of these Elemental Forces we came “back upwards”. We started from the “bottom” Force and went on up of the “top”, the bottom being the Elemental Force of Earth as you know.

ALL THE POWER THAT EXISTS IN THIS PLANE OF CONSCIOUSNESS IS THE POWER INHERENT IN THE ELEMENTAL FORCES. THERE IS NOTHING ELSE ON THE PHYSICAL EARTH PLANE EXCEPT THE POWER IN AND OF THE ELEMENTAL FORCES.

Do you realize the fullest meaning of the above statement? I don't even fully realize it myself but you ponder it and consider it from every possible angle and absorb its fullest meanings.

One thing the above means is that there is no possible way to cognize this Physical World except through the five senses. You can also say that, if you want to be dramatic, you are a prisoner of your senses - and this is true.

I also said elsewhere that another concept of this Physical Plane is that it is all the other Forces “frozen”, by the Elemental Force of Earth, into those Earth forms that we know so well. Study this carefully - much in here.

I am going to add another brief summary about Air as I was told that I neglected Air somewhat in my first presentation.

Air is, as you were told, basic movement. There must be movement, movability, before there can be anything at all. Though again I want to call to your attention that I am not speaking of life movement or material things being moved about but OF THE PRINCIPLE OF MOVEMENT AND SO IT IS WITH ALL THE OTHER ELEMENTAL FORCES AGAIN. IT IS THE PRINCIPLES OF THESE FORCES THAT WE ARE SPEAKING ABOUT AND HERE DEALING WITH.

It is recorded in the book of Genesis that in the beginning God made a spoken movement which caused the “face” of the waters to move. To Kether, from beyond Kether, came some cause which made a movement, which movement made the Waters (of Chokmah) to move. Kether heads the column of Air and Chokmah the column of Water.

There must be the ability-principal of moveableness before there can be anything else to come or to follow. I mean before there can be any type of Physical World before Fire, expansion. Water, condensation. Earth, inertia. - there must be MOVEMENT.

And so the great Elemental Principal of Air is our first Elemental Force which we must learn to Know and Use.

I suppose I should make some mention of what is beyond Air the Elemental Force of Akasha.

Not too much can be known, or is known, about Akasha. Akasha is the “stuff” from which all the others are “made”. I have called it the Hindu description before - “The bowl into which all the others (forces) are poured” Please ponder this definition as it has been used for thousands of years and is probably very potent to have survived that long.

Akasha then what ever it is, lies beyond Kether. Beyond this Physical Cosmos. I wish I could tell you more about Akasha but the Knowledge sources on it are very sparse and I am told it is dangerous to attempt to handle and to work with, consisting as it does of “no-thing”.

One source book says that as the Four Elemental Forces change into each other, back and forth, Akasha exists inbetween each change, or comes into existence between each change.

None of this is very clear to me and, frankly, as working with the other, more practical, Elemental Forces seemed to be productive of quicker results I did no real work on Akasha. I may do some work on it in the future and I will surely pass on all good results to all of you. So we will now return to our study of Elemental Air.

In reaching the Elemental Force of Air, in our studies, we have completed the quadruple set of Elemental Forces. We can now proceed to consider these Forces in their relation to each other more fully and completely after we have considered Air in our usual way. Please notice again that it is the Quality of Air and Fire, Water, and Earth, that we are considering and not the REAL Air, Fire, Water, and Earth. But we

do, and can deduce, and learn from the study of the “real” Forces what the “hidden” Forces are like, and these hidden Forces are the ‘stuff’ from which our Physical Cosmos is built “out of”. The bricks as it were. In the sense of thinking in the form of building bricks of a Cosmos, air is, would be, is, the “foundation” material from which all the others come from. We, following our accustomed manner of thinking, and with our ideas of heavy and light would be most liable to regard the Elemental Force of Earth as a foundation whereas it is a “result” and not a cause.

Air is the first Elemental Force to come into “existence”. That is the first Elemental Force to come forth, as it were, out of what lies beyond the physical cosmos and into Physical Ken. Later we may change and add to the above statement that AIR is the first after Akasha. We will treat the Akasha more completely as we go along but we are still in the beginning part of this book and I am going “up” backwards as I said before. One of the older Hindu writers on this subject treats all five of the Tattvas as being equal to each other but it never seemed to me that Akasha was the same degree as the four Air, Fire, Water, Earth were. As Akasha CHANGES INTO THE OTHERS and the others do not change into each other in the sense that Akasha is the “base” for them all.

I have now introduced you to the four main Elemental Forces of the Physical Plane world and Akasha which is not really “of this world.”

The four Tattvas and their different fifth Tattva constitute the WHOLE of the Physical Cosmos and your understanding of them should help you out greatly and in attainment of this understanding which is the object of this book.

The process of the functioning of these Elemental Forces, as barely outlined up to now, goes on endlessly through out the physical world and physical time. AND GOES ON AUTOMATICALLY. HOWEVER WHEN YOU LEARN OF THIS PROCESS YOU CAN FIRST, LEARN TO WATCH FOR ITS WORKINGS. SECOND, START TO LEARN TO TAKE PART IN THE GREAT AUTOMATIC FUNCTIONS OF THE GREAT SYSTEM OF THE PHYSICAL UNIVERSE. ONCE YOU EXPERIENCE A MERGING WITH THE GREAT AUTOMATIC SYSTEM YOU WILL KNOW THAT CONTROL OF YOUR LIFE BEING IS POSSIBLE.

Before proceeding further we will have a small summary.

I have described, in some detail, the four basic Elemental Forces “backwards,” Earth, Water, Fire, Air, and some detail about Akasha.

I have described the sacred Name Tetragrammaton and gave some descriptions of its function and uses.

You drew and painted representative copies of the Symbols of the Four Elemental Forces.

The “Star of David” was given to you and you should have drawn and printed one, and did some meditation on it.

The subject of Meditation came up in this book many times and now I wonder if I have been wrong in not giving you more detailed directions on it. When I say “meditate on this” I mean THINK ABOUT IT and that is about all I mean for now. There is much wild talk, semantic nonsense, in the Occult about Will Power, Concentration power, and Desire etc. in connection with meditation, but they all really don’t mean very much. None of these things give any great magic powers in

acquiring Knowledge about a/any subject, they all help but only as a means to an end and not an end themselves as one might think from the emphasis put on them.

The/a simple way to meditate is just to THINK ABOUT THE SUBJECT. Of course other thoughts will intrude and then all the Occult Writers say to suppress these other thoughts. Well that does not seem right to me. The object of the meditation work I give you is to gain working knowledge about a subject. This desired working knowledge does not come flying to you from OUTSIDE YOU and hit you that way. NO, THE DESIRED WORKING KNOWLEDGE HAS TO COME FROM WITHIN YOU!!! Constructed out of the composite constructions of what you have stored away in your memory banks and from deeply buried racial memories and your recall of these racial memories should help you to handle your daily life as you probably had this same problem before in some previous time.

Now there is another kind of Knowledge getting and that getting is the acquiring of ORIGINAL KNOWLEDGE and this is not done through meditation but through basic research and study assimilation, and then this knowledge becomes available through meditation.

To go into this subject a little further - There is another word beside Meditation which I use in these Knowledge "gettings" connections and that word is con-tem-plation. We will examine each of these words in turn and analyze their etymological origins.

The root meanings of meditate suggests a middle state - middle is an Anglo-Saxon word meaning inbetween two extremes. Now when you go to meditate on some subject that means that YOU ARE HERE and the subject on/of which you desire KNOWLEDGE IS THERE, and so the knowledge getting problem is for you to get together with THE KNOWLEDGE. So, simply speaking, by thinking of the, on the, subject - YOU GO TO IT - and IT COMES TO YOU - You meet half way and consolidate yourself with the desired Knowledge wanted and you and the knowledge BECOME ONE and this is the process and meaning of the work Meditation - nothing much mysterious after all. To repeat for emphasis.

The other word for a Knowledge getting process is Contemplation. Contemplation seems to me to be slightly different than meditation although the dictionary classifies them both together. Contemplation by its very name shows the difference. The word is composed of two other words and considering them etymologically again (I repeat. It is of greatest importance to your own Occult Studies that you should learn to examine the MEANINGS of each word you use especially words of which you have doubtful understanding as to their exact MEANINGS. To do this you must get yourself a large dictionary of the College level type and USE IT. I assure you a whole new world of Occult will open up to you if you do this as I direct. Also get yourself a permanent indexed note book and each time you look up a word you write it down and put down some explanation of its origin and MEANING.)

To help you understand the above better I will here quote from the dictionary the meaning of the word etymological. The word comes from a Greek word "etymon" which means - the literal sense of a word according to its origin - True - Real (a primitive or root word - is anything clearer than the word ROOT?) The other part of the word is "logy" which means study of. (If ever I contact you in person the first thing I will ask you is "where is your note book?" and then I will take it and examine it - to see how interested you are in the Occult!) (to return to the consideration of the word con-tem-plation) You will find that this word is made up of the two words - "con" - and - "template." "Con" means **with**. And "Template" which comes from an old French word which means **Temple**. So the old, inner meaning, is **to (think) with the temple**

which is certainly a very old meaning as the nation's Temple was once the center, pattern, of all the national activities of a nation.

As time passed, although I cannot trace the exact connection, Temple (the pattern, the plan,) became "template" which is, as you know, a **pattern**.

So now we come down to the crux of the difference between Meditate and Contemplate - (these are the meanings for these words I will follow herein this book and which I am planning/writing this material for you to follow. No doubt the critics will have a fine time with my poor little simple efforts to get this material down to you in understandable form, but disregard them and follow my directions as given)

In meditation you will be, roughly, seeking knowledge about an unknown but sensed subject, a subject that is off "there" somewhere. So in order to "get" knowledge of this vague unknown subject you meditate "on" the subject which brings you to a intermediate position in regard to the subject/object (middle position) Your mental work "draws" the subject/object into a half way position, "it" going half way and "you" half way - and thus you meet (in the middle of some inner plane?) and the desired Knowledge is yours.

This entire process of meditation has been likened to "Fishing" and one of the tools, a tarot card # 16 is attached to a Hebrew letter named Tsaddi which means "fishhook". In meditation you bait the "hook" with desire and throw it out into the Inner Void and if you persist the "fish" of the desired Knowledge will take the bait and you will "hook" it and draw the Fish of Knowledge to you and assimilate it. But contemplation, according to the work I am going to give you, is going to be altogether different. I told you a **template** was a pattern, a desirable pattern, a pattern which you want to acquire into your life, to be like unto. Therefore your work will be to visualize the template pattern as exactly and as clearly/strongly as you can and concentrate your thought on it - to cause your mind and being to become the "shape" and "texture" of the template pattern. The preceding two practices, meditation and contemplation, are to be read, studied, and when understood by you, to be practiced. I present them at this point just where we have completed our first preliminary presentation of the Four Elemental Forces and before we proceed farther.

I recommended earlier in this book that you secure The great opus called The Golden Dawn in 4 volumes by Israel Regardie. They should be in print for a long time. These books are not too easy to understand quickly and less easy to use as they were intended to be used by a large number of people in a lodge, but you probably should have them as they are full of Occult Material*

* These four books are also listed in the last chapter under the heading - recommended reading books but as they fitted in here at this point again so well I brought them in here at this point too.

I recall that one of the volumes contains descriptions of some rituals which were designed to bring the student, "Neophyte" they called him, into harmony with each of the Elemental Forces in turn. It would not hurt you to read these rituals over and meditate/contemplate on them and see what you come up with in your own thinking results.

There is a matter, some additional material, which I would like to introduce at this point in more detail although I might have touched on it before. Occult material, Occult Knowledge is, as said before, very different from other Knowledge. In the first

place hardly any of it is “provable” in the sense that other Earth Knowledge is provable. You can only prove it to yourself AFTER YOU HAVE MASTERED IT AND LEARNED TO USE IT and then you can hardly ever prove it to others and mass demonstrations are out - so you tell me what to do? I will have to go on this way I am going, introduce subjects and then elaborate on them later and hope I don't get lost in the “later”. Don't expect Occult Knowledge to be the same as ordinary Knowledge as it is not. I wish I knew a better method than the one I am pursuing and, so far, I've just had to blaze my own trail/path. Attend carefully to the following because this Knowledge is hard to present/transmit. Try to assimilate this Knowledge into your mental processes. I will quote here from a rather rare book that is just now out of print. This book is a translation from Sanskrit and would be more valuable than it is now if it were not couched in Eastern Terminology such as referring to Hindu Gods and Goddesses (which are only FORCES not God personalities as I said). If I can ever find time and Psychic energy I must completely rewrite this book for Western Peoples use and have copies available for your study. For the time being I will quote direct from the translation and then try to explain. “The Tattvas are the five modifications of the Great Breath (Breath of Life, genius) Brahman breaths and this/his breath is Life - (Physical Life cosmos) Acting upon Prakrti - undifferentiated Cosmic matter as there is NO-THING (no definite separate “Things”) in Cosmic existence, as yet. Brahman, as a name for a FIRST CAUSE, differentiates a part of “himself” (no male as yet either) as undifferentiated cosmic “matter” (a large part) (the other differentiated part, smaller part is HIM) - this Great Breath throws “it” (Prakrti) into five states (each of the five) having distinctive vibratory MOTIONS and expressing different functions actions. The first of these states is the Akasha Tattva and after this comes in order, the Vayu, the Tejas, the Apas, and last the Prithivi. Vayu, **Air**. Tejas, **Fire**. Apas, **Water**. and **Prithivi**, Earth. We have made a preliminary survey of but we did not go too deeply into Akasha which we will do now.

In the old section of the Bible (which was stole from the unprotesting Jews and is not really “Christian” at all) it says that God [first cause] SPOKE and Physical Creation came into Physical Being.

All I want you to note here is that the **First Cause** uttered a SOUND (not so much words as a **sound**) and this SOUND was the (is the) cause of **Physical Creation** (creation is continuous).

This first sound is connected with Akasha. I am not sure exactly about the exact connection between the First Causes SOUND AND CREATION (and neither is anybody else) BUT THERE IS SOME CONNECTION AND THIS YOU CAN DEPEND ON.

We can proceed in our studies therefore with the safe assumption that the Tattva Akasha is the original spoken word of Creation (always being spoken into Creation) (remember we are here speaking only of Physical Cosmos Creation not whatever it is that exists, precedes, Physical Creation).

It is also said (not subject to any real confirmation) that as the Akasha “changes” from Tattva to Tattva it also “appears” or “rules” the intervals inbetween the different Tattvas. This has never been too clear to me but I trust you will accept it, so do some work on it, and get it to work for you as the above is beyond reasonable doubt the method of Creation.

There are a few “mechanical features” about the Tattvas that I'd like to go into here at this point.

None of the Tattvas, or Elemental Forces, are “pure” they all consist of mixtures of each other in definite proportions. For example Form, or a form, is a characteristic of Prithivi or the Elemental Force of Earth. For another example Flame, of the Elemental Force of Fire, certainly has no solid form but it has a form of sorts, you can see it as it wavers. Therefore what form a flame has is due to the Tattva Earth in the Tattva Fire. The same idea is true of the Elemental Force of Water. Water has some definite Form to it (it takes the form of whatever it is poured into) However to identify the Elemental Force of Fire in the Elemental Force of Earth is not so easy or so plain but I suppose anything less than absolute zero contains some Fire Elemental Force.

Please study the following tables carefully and note the proportions of mixtures.

1. Akasha = Akasha $\frac{1}{2}$ + Air $\frac{1}{8}$ + Fire $\frac{1}{8}$ + Water $\frac{1}{8}$ + Earth $\frac{1}{8}$ = 100
Akasha
2. Air = Air $\frac{1}{2}$ + Akasha $\frac{1}{8}$ + Fire $\frac{1}{8}$ + Water $\frac{1}{8}$ + Earth $\frac{1}{8}$ = 100
Air
3. Fire = Fire $\frac{1}{2}$ + Akasha $\frac{1}{8}$ + Air $\frac{1}{8}$ + Water $\frac{1}{8}$ + Earth $\frac{1}{8}$ = 100
Fire
4. Water = Water $\frac{1}{2}$ + Fire $\frac{1}{8}$ + Akasha $\frac{1}{8}$ + Air $\frac{1}{8}$ + Earth $\frac{1}{8}$ = 100
Water
5. Earth = Earth $\frac{1}{2}$ + Water $\frac{1}{8}$ + Fire $\frac{1}{8}$ + Akasha $\frac{1}{8}$ + Air $\frac{1}{8}$ = 100
Earth

Please note from the above table that each Elemental Force Tattva consists of one-half of the basic Element plus one-eighth of each of the other four Elemental Forces. Please make some memory note of this as we may refer to it later in this book.

It is extremely difficult to define exactly the pattern/construction of each of the Tattvas, difficult indeed and no one is sure of what the exact patterns are or how they should be explained and in what terms? Those of modern scientists or in the terms used by ancient Hindu philosophers who naturally knew nothing of modern concepts of divisions of matter calling these final small divisions words/names like “points” when they probably meant atoms etc.

In the next outline explanation which I will endeavor to present I must admit that the means manner of presentation and the examples given are stretched out of all ordinary examples due to the extreme difficulty of presentation of such an obtuse subject. Remember what I am about to give you are only theory examples couched in ordinary every day terms your every day thought-mind can grasp and all this is given for the purpose of enhancing your basic understanding of the Tattvas. When you once understand the **inner nature** of the Tattvas you then have a good chance of learning how to use them.

At the “start” therefore, of Physical Cosmos Creation you must then picture NO-THING as a start - this is even before Akasha. Then when the first cause SPEAKS (creator sounds) he creates a “sheet” of “space”, and this primal space sheet is then thrown into little Atoms (“points”) which form “above” the sheet of space. These points

move in jerky motions (fits and starts) (vibrations) from the sheet of space out to an Atom and then back into space again.

When the “point” leaves the sheet of space no-thing-ness and becomes an Atom, the Atoms, as yet only atoms, are the first physical matter Akasha and they go back and forth (fits and starts) between Atoms and the sheet of Space. So at this point Akasha is not yet “matter”. IT IS ONLY WHEN AKASHA POINTS/ATOMS TAKE ON THE NEXT MOVEMENT that they become one of the “real” Elemental Forces that make up Matter as we know it. And you can picture this process as continuous!

Now we come to the next step in the World Cosmic Matter Creation. When the Akashic points have separated from the sheet they are moving “up and down” back and forth between the sheet and space. Then the points receive the next vibratory evolutionary impulse they begin to group themselves in the circles of Air and begin to revolve in a round movement direction and thus the Elemental Force of Air is created.

The next Elemental Force to come into being is the Elemental Force of Fire. The creative impulse having been given now continues and the round Elemental Air Forces continue to turn and gain speed, faster and faster. This faster and faster turning causes HEAT which causes the Air atoms molecules to EXPAND and thus they change into the next Elemental Force of FIRE. The round molecule of Air expands at three points and hence the triangle shape of/for the Elemental Force of Fire.

The Creative impulse continuing, the Elemental Force of Fire expands to some set point and then begins to collapse and change into the Elemental Force of Water, and that further into the Elemental Force of Earth.

Here then is a mighty rough explanation of Physical Creation but one I hope you will assimilate, also the idea behind it, and understand it to the best of your ability. The above description is not actual you must understand but symbolic - no physical eyes will ever SEE the above actual process but understanding it you can go a long way in understanding the Occult.

There is another classification for the Five Elemental Forces which you should learn as follows.

| | | | | |
|--------|---|-------|---|----------|
| Akasha | = | sound | = | hearing |
| Air | = | touch | = | feeling |
| Fire | = | sight | = | seeing |
| Water | = | taste | = | tasting |
| Earth | = | odor | = | smelling |

As Dion Fortune says some where in one of her books - “a person would have to be dull indeed not to recognize that the Five Elemental Forces correspond to the/your Five Senses”.

STOP AND CONSIDER FOR A MOMENT. AGAIN IS THERE ANY WAY YOU CAN COGNIZE YOUR PHYSICAL PLANE WORLD IN ANY OTHER WAY THAN THROUGH A SENSE OR ALL FIVE SENSES? What do you make of this fact? Please meditate on it.

Here now is another set of names for you to learn and remember. Not much real information was given out to me or through me about the following names for the Tattvas but I gather that these names have some connection with the invoking of these Forces in later, more advanced, work. I think that there is a definite connection

between these names and the Aum used in some Hindu workings as you will note they all have this general sound.

Note the following names and their equivalents - Ham, Pam, Vam, and Lam. And they are respectively: Ham, Akasha. Pam, Air. Ram, Fire. Vam, Water. Lam, Earth.

There is a quick easy way to learn these new names which I invented. I set up the following nonsense sentence which you can learn easily - which is **Harold puts rags very low.**

| | | | | |
|--------|---|-----|---|--------|
| Harold | = | Ham | = | Akasha |
| Puts | = | Pam | = | Air |
| Rags | = | Ram | = | Fire |
| Very | = | Vam | = | Water |
| Low | = | Lam | = | Earth |

Study the above table and the one following and learn them well -

| | | | | | | | | |
|--------|---|-----|---|--------|---|-------|---|----------|
| Harold | = | Ham | = | Akasha | = | Sound | = | hearing |
| Puts | = | Pam | = | Air | = | Touch | = | feeling |
| Rags | = | Ram | = | Fire | = | Sight | = | seeing |
| Very | = | Vam | = | Water | = | Taste | = | tasting |
| Low | = | Lam | = | Earth | = | Odor | = | smelling |

A little repeat review - A little recapitulation of Qualities. -

SPACE - This is the Quality of the Akasha Tattva. It is said, by the primitive authorities in Indian religions, that the Akasha vibrations are shaped like the hole in the ear which is rather oval like shape. Remember the "sheet" of space theory example given before and in this "sheet" of space exists, in potentia, all the other Tattvas. These all potentials are described as "points", that you can visualize as "popping out" of the sheet of space. When they "pop" out and up, or down, they then become atoms in our modern terminology. Now note that the spaces between the atoms then become room for movement, or as the older word is locomotion.

LOCOMOTION - This is the Quality of the Vayu - Air Tattva. Physical Air molecules have a curious tendency - they move away from each other as far as possible (all gasses do). Do not confuse this movement-locomotion with EXPANSION. We have heretofore been visualizing and drawing Tattva symbols in two dimensions only. At this time I find myself visualizing these Tattva symbols in three dimensions and I might find it necessary in the future, as mentioned before, to have some three dimensional models made up. However you can begin to visualize these Forces in three dimensions. I found myself doing it to my surprise while getting this material down in this form for this book.

EXPANSION - This is the Quality of the FIRE - TEJAS and is an outgrowth of the movement of Vayu-Air, as movement causes friction and friction causes heat which causes expansion.

CONTRACTION - This is the Quality of the Apas Tattva and the direction of contraction is, of course, the opposite of expansion. When anything expands "too much" it then cools off and contracts.

COHESIVE-RESISTANCE-INERTIA. This is the Quality of the Prithivi-Earth Tattva. This Quality is the opposite of Akasha. Akasha gives "room" for movement while

Prithivi resists motion. You could say that Prithivi covers up the spaces created by Akasha.

In preparing and researching material for this book on preliminary Occult Knowledge I am struck with the strange fact, or omission, that all the old time books on the Occult are constantly harping on great and terrific things such as “soul development”! or great cosmic achievements such as becoming a God like union person by uniting with God or attaining some kind of an ultimate bliss state of Being far transcending our present state of existence ect. Ect and ect.

Now terrific and laudable as these states may be, and something to be looked forward to very desirably in some future aeon, this kind of talk/chatter is of very little use to us now in our present state of development. What we need now is help on a very much lower level, and I find this kind of help never mentioned or offered anywhere at all. In fact practical lower order help is regarded, more by omission than commission, in Occult teachings as something of the Devil and not fit for divine consideration. Apparently we can go to hell on the lower planes for all the higher beings care.

For example one of us lower types persons loses, or has stolen, some valuable object. Well what we need for this situation, is not divine Union but a good big practical jolt of “lower” witchcraft type magic that the valuable object may be recovered and the thief punished. Instead of this however the kind of “help” we are likely to get from some “master” is - that the subject is too “low” for the use of his powers.

I regret too that I cannot offer you much along this lower line either. The facts are that the Physical plane is as much a separate plane as is the highest “spiritual” plane and the laws governing the Physical Plane are as rigid and unyielding as the highest Spiritual Soul union plane ever was, and the Laws of the Higher planes do not govern or operate on the lowest Physical Plane. Oh there are some “tricks” that can be done and you can develop these “tricks” yourself. For example many years ago I had \$300.00 stolen from me. The circumstances were peculiar in that the money could have been stolen by anyone of eight different people! and I accused one of these persons specifically and became on bad terms with him. However contemplated meditation finally revealed to me, and could to you too, the one who did the stealing and I am sure of it now. When I got around to seeing and confronting him with the theft I found he had died of natural causes some time before. One of the solutions to the control of Physical Plane Matter is the “Law of Pre-Caution.” **These, and other of like types, are the types of Physical Plane Laws that are your protection “here”.** Pre-Caution and Pre-Thinking and these probably have to do with your “lessons” to be learned on this plane, which have to be learned which is poor comfort for us.

I guess this place is as good a place as any to introduce you to one of the books that are required reading on your part, for this books understanding and its suggestive development work. Now when I say something like the above I am not doing it just to make marks on this paper. I MEAN FOR YOU TO GET THESE BOOKS AND READ THEM, if you want to get ahead in the Occult - to make progress in the Occult Arts. Also, as said before, at the end of this book will be a list of books which I will give as recommended necessary reading. Everyone book will be vital in some respect.

So I am calling your attention to a book that you should have. The book is named - The classic Myths by Charles Mills Gayley - who was a professor of the Classics at the University of California for many years.

When you get your copy of this book I want you to read, and ponder, the story-myths of Prometheus and of his brother Epimetheus. Pro-metheus means **fore-thought** and Epimetheus means **after-thought**. Contemplate their stories in the light of the meanings of their names.

When you get your copy of Gayley I want you to read it from the first page introduction to the last page index.

I assure you that it is a profound unrecognized Occult document and in it is a tremendous amount of Occult Knowledge, and not too well hidden, especially when you have been given a few idea keys here. Also you can get some keys from Dion Fortune's books all of which are on the reading list at the end of this book. When you read these books you should get many more keys of your own that you can follow up in Gayley's book as she constantly refers to Myths.

A Ritual

Now so much for that - In a preceding part of this work I mentioned a Ritual that I would give you in due course of time. The Time having arrived you will start your Ritual work. Now if you want to make a big mistake as I did, at first, just do not regard this Ritual as anything important and Neglect it and don't perform or do the work. When I first contacted this Ritual I did not pay much attention to it until I started to work it and then it opened up for me in a surprising way, and I realized what a marvelous thing the ritual really was and how much was concealed in its simple appearance. I can assure you personally that this Ritual I am about to give you is a GENUINE PIECE OF OCCULT KNOWLEDGE and that it worked for me and should work for you. My intention is to present the Ritual to you the way it grew on me. The effect it should have on you is one of bringing HARMONY TO YOU.

Up to now you have had a great deal about the Tattvas and you were told that these Four Forces should be balanced in you, and that this balance meant Peace and harmony in your life and Physical well Being, and this well being is conducive to good and to good handling of your daily life living as said. This point is about as far as I went in my work because I always had to stop work to study and practice some else new but you can keep on the Ritual when once you start it.

The Ritual consists of a number of parts all of which must be learned so well you can repeat them without having to stop to think of what comes next.

The first thing you will have to learn is to make the five point star in both ways. Look at the example given here and start to draw them on paper until you learn to make a perfect, good proportioned Star. Make both kinds of Stars starting at the two different starting points.

Next learn to make the Stars in front of you - start invoking Star high up in the air above your head and bring the star line down to your left hip - then over to opposite your right shoulder - then across the front of you to your left shoulder - then down to your right hip, then up to the starting point above your head completing the Star. This type of Star creating movement is called the Invoking Star. (invoking - inside - voice).

The other Star, the banishing Star, starts at your lower left hip, goes to above your head, down to your right hip, up to your left shoulder, across to your right arm shoulder, then down to your left hip the starting point. Practice these stars until you have them perfect.

Now for some words and allied motions - actions - First there is a simple four equal, armed cross to be made. This movement starts at the forehead thus, - touch the FOREHEAD, then touch the LOWER ABDOMEN, then touch the RIGHT SHOULDER, then touch the LEFT SHOULDER, then CLASP THE HANDS TOGETHER IN FRONT OF YOU.

The words to go with these movements are - as you touch the forehead you say - **Ator!** (in English means Thou Art!) Then as you touch the abdomen you say **Malkuth!** (which means - the Kingdom) Then touch the RIGHT shoulder and say - **VE-GEVURAH!** (which means - and the power) Touch the left shoulder and say **VE-GEDULAH** (and the glory) Then clasp the hands together before the breast (before you) and say **LE-OLAHM** (forever). Then say **AMEN**. These are the words and the actions to go with them. These actions and words are to be learned so well that you

know them and can run through them without having to stop to remember what word or actions comes next.

When you have the words and actions learned well you can then start to combine them to complete the Ritual and here is the way it does - (This is the first section, part, set up. It is my intention to start you out this way and then continually add new parts to the Ritual as you develop. So this is the first part for you - additions later).

Stand in the center of a room. FACE EAST. Speak the words of the Ritual, beginning with **ATOR** and completing with **AMEN** making the equal armed cross, which is called the Cabalistic Cross, at the same time. When this section is completed then, still facing East, trace the Star in the air and make it depending upon whether you are making the invoking or banishing Star, morning or evening. Generally the invoking Star is made in the morning and the banishing Star made at night.

Now after the East Star is made turn, clockwise, to the South direction and repeat the tracing of the Star. Then turn to the West and repeat the Star. Then turn to the North and repeat the Star. Finish by returning to the East.

Now do try to practice this Ritual. Don't, however, feel you **MUST** or suffer some kind of guilt feelings for not doing it. Do it because you want to get the good effect out of it.

Start of Qabalah Study -

Before going further with the Basic Five Elemental Forces called the Tattvas you will pause here at this point and be introduced to the first presentation of the Cabala system and connections to be made to it.

Now the word Cabala is spelt in several different ways. Dion Fortune spells it Qabalah in her book but here I will use the spelling Cabala and I may use or spell it in several different ways so you will recognize it when you see it in the future in some other form.

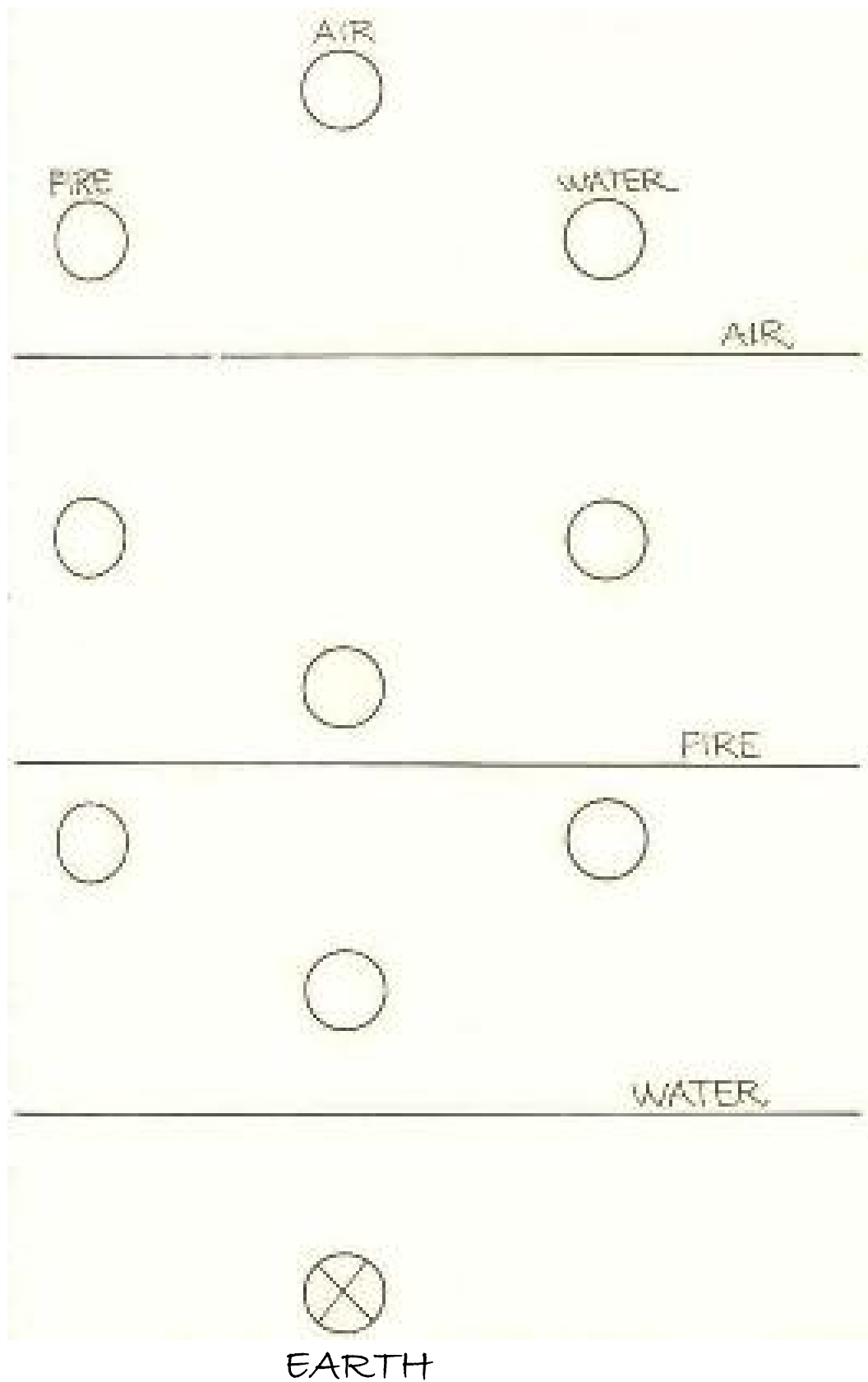
On your list of required reading books is Dion Fortune's book heretofore referred to - The Mystical Qabalah, and I suggest that you get this book and read it well as most all basic Cabala theory is in there, and she did a very fine job in presenting the basic, historical material, although her book contains no working material of any kind!!!

To proceed - I find we can't do any understanding work without a physical diagram and I am sorry that you have to do this work with me as no one else has you make diagrams to make you learn what you are doing.*

* Later on in this book you will be given more work on this Tree of Life diagram, and also make them larger etc. For now just make one diagram, the same size as shown, and in the Queen scale as given.

You will find the Tree of Life diagram on the outer hard board covers of my book named The Art and Practice of Astral Projection as well as the proper colors for each circle which circles are called Sephiroths. You can copy the dimensions from this diagram with your measuring compass and reproduce the diagram complete. In the referred to book the front board has the directions for coloring what is known as the King scale of colors - the back board has the colors for the Queen scale this time.

However for the following work make large freehand drawings on a large piece of paper of the Ten Sephiroths in the usual pattern as shown - For the following work you will make several of these free hand drawings - make a new one for each new phase of the work.



Now take your first free hand drawing and above the "middle column" write the word AIR - that is you facing the diagram. Now write over the column on your right hand side the word WATER. Over the column on your left hand side write the word FIRE.

Now take the diagram facing you and under the top three sephiroth draw a line separating the top three from the others and label this section **AIR**. This section corresponds to the “roots” of Air, and the other sections, to be drawn, to the roots of Fire, Water, and Earth. Although Earth is really down “below”, the root of Earth is still in this upper side section. This section also corresponds to YOD of the Tetragrammaton. See hand drawn diagram example. I

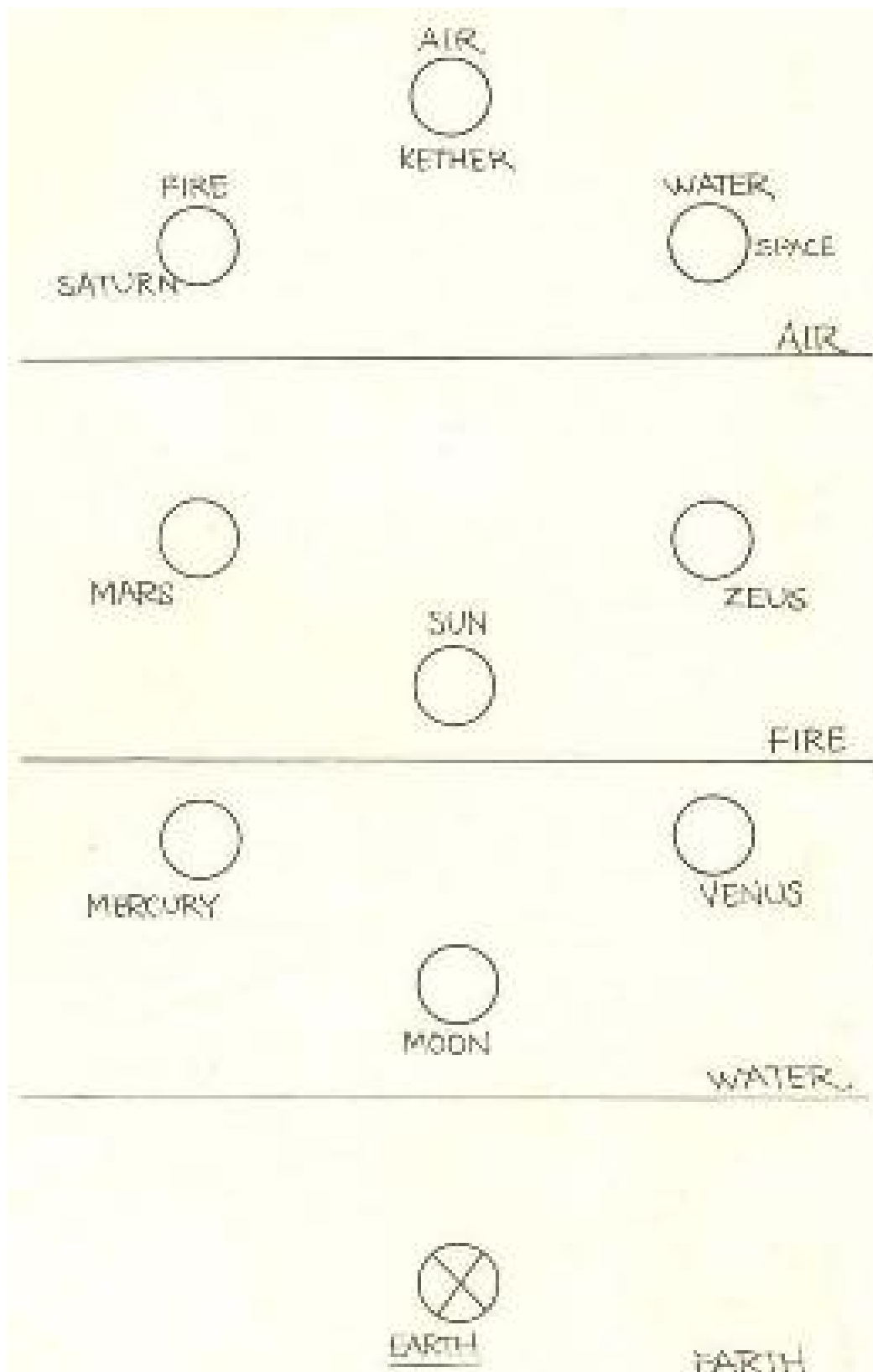
Now draw a line beneath the next three Sephiroth and label this section **FIRE**.

Now draw a line beneath the next three Sephiroth and label this section **WATER**.

Now there is just one Sephiroth left and so draw a line under it and label that last section **EARTH**. This last section with the one Sephiroth is usually shown divided into four parts and labeled as shown. See free hand drawing.

The Tattva Akasha does not appear in this Tree of Life Pattern because Akasha is not a part of the Physical Cosmos. For your own study, however, you can show it as an egg shaped figure above the middle column but remember it does not belong in the Physical Plane, except as shown in being a part of each Tattva.

Now the basic idea we are studying here is not the Pattern of the Tree of Life so much but the basic Tattvas of the Elemental Forces on that Pattern, so turn back to your last diagram and make another free hand diagram, **II** make them free hand for now, but in each new diagram leave some room for additional notes - later when all the data has been accumulated you should make a final good diagram for your own use and you should never cease to add to it.



On this new diagram write on the middle top Sephiroth the name **Kether** - Crown. We will come back to each of these Sephiroths later with more details.

Now come down to the first Sephiroth of the right column, the water column, and label this sephiroth SPACE. Space is, necessarily, the first creation in a Physical

World to be. Now turn to your copy of Classic Myths by Gayley, turn to the paragraphs dealing with the Origins of the World. Note the references to CHAOS - a yawning abyss wherein brooded NIGHT and MIST and FIERY AIR OR EATHER - (akasha) Now if you will look in the back of the book, the commentary, and find the word CHAOS there you will find it has a different meaning than what we give it today - You will find the word CHAOS means a GAP. - Look up in the back commentary the MEANINGS of all the words and names you find in Gale - as in these Occult words is a world of Occult Knowledge and Understanding.

We know now, of course, much more about how the Physical Universe was created than people did when the Myths were created to explain the creation matter, but still study the Myths of Creation as they tell of the FORCES behind the Physical Creation, and give you much psychic stimulation-touching, as they do, on primitive subconscious Knowledge buried deep within all of us. I repeat study of the Myths of Creation will stimulate and arouse this hidden Knowledge in you and you should feel the effect in many ways.

Next proceed over to the left Fire side and label the Sephiroth there Saturn! This Saturn is the planet Saturn of your horoscopes.

Next cross over again to the right water side and down and label this Sephiroth Zeus or Jupiter. I would rather use the Greek names than the Roman names as the Greek names are more "spiritual". Which name appears to suit you best, your feelings I mean?

Now cross over to the right Fire side again and label that Sephiroth Mars or Aries which Roman name seems to fit well.

Now drop down and right to the center Air column and label that Sephiroth The Sun. You could call the Sun Apollo except that Apollo is a rather later Greek name of the Sun. The Sun had two earlier names. The next oldest from Apollo is Helios and the earliest beyond that name was Hyperion which means the Sun behind the outer Sun.

Now cross over and down to the bottom of the right Water column and label that Sephiroth Venus. We will just have to use the Roman name Venus as the Greek name Aphrodite for this Planet-Sephiroth does not seem to fit so well.

Now cross over to the left Fire side again and label that Sephiroth Mercury which Roman name seems to fit well.


Now drop down and center Air column and label that Sephiroth The Moon, and then drop straight down and label the Tenth Sephiroth Earth.

To digress a moment. In this book, and especially in this section, we are dealing with the Elemental Forces in connection with the Tree of Life. I have given you directions to get Dion Fortune's book, The Mystical Qabalah, and I hope you got it and are reading it along with this book. The Mystical Qabalah is a very beautifully written book and goes into great heights of detail about the Tree of Life and its ramifications but gives very little, as said before, in the way of practical uses of the Tree. I mean for you to get all the theory you can from Dion Fortune's Mystical Qabalah and I will give you all the practical workings here that I can give which Dion Fortune could not give because she got them under oaths of secrecy.

Now these "Gods", "planets" are not separate entities or things by themselves THEY ARE ALL COMBINATIONS OF ELEMENTAL FORCES and the "influences" and "effects" they have are all the COMBINATIONS OF THE ELEMENTAL FORCES they

consist of. Remember I told you that ALL ANYTHING in the Physical World was, consisted of, the Elemental Forces and there was nothing else in Physical Existence.

We have not yet gone into the study of combinations of Elemental Forces so get out the old drawing materials and paints, then study the enclosed sheet of Elemental Forces combinations.



There are twenty-five combinations. Each Tattva forms five combinations including the combination of each tattva with its self such as Akasha of Akasha and/or Earth of Earth.

These Tattva combinations are a little known part/phase of the Tattva Knowledge and very little about them have been given out in the form I am giving them. So study the inclosed diagrams and reproduce them one at a time on a 4" x 4" card. When you feel like it.

I found that the best way to keep these cards was to go to the 10¢ store and buy a cheap photograph album of loose leaves about 10" x 6" and just glue the 4" x 4" cards one each to a page and then reassemble them in the proper order or in any order you are studying.

The following material is rather abstruse and also obtuse and I find myself rather shook up in presenting it to you as I feel I am, in no way wise, delving into it as deeply as I should - I feel a whole Universe of Knowledge-Powers lies in the complete and accurate understanding of the Elemental Tattva force AND THEIR COMBINATIONS. So I will give the basis as best I can and you, for your own sake, meditate and contemplate on this Knowledge and its application for there in lies ALL.

Make up another hand sketched diagram of the Tree of Life as you did before and labeled the parts with all you have learned and worked with up to now.

Now look at the top three sephiroth. They are, as you know, Kether, Space and Saturn these three are labeled - AIR in the space off to the side - labeled AIR and VOID, the first letter of the Tetragrammaton. The top columns of which Saturn, Kether, and Space head, are also labeled - you facing the column FIRE, and right column WATER.

Now what I am about to give you is pretty thin stuff considering that we are dealing with such colossal subjects. I see many questions in the above but I am going to be honest and say that I don't know it all - but as much as I did give and do give is capable of meaning and can be understood and used.

You will recall further that when you drew up a compound Tattva such as say - Water of Air or Fire of Air - the larger figure in the diagram is the base figure, or the second Tattva named in the base figure, and the first named figure is the smaller part of the compound diagram. Such as Water of Air means that Air is the Base and Water is the smaller part of the compound diagram.

In thinking of any compounds of Tattvas, such as Water of Air, you must think of these two Tattvas influencing each other, effecting each other, and such effecting, changing the basic nature of each of them, from their norm behaving of each alone. It occurs to me to call your attention to the fact that because one Tattva is smaller on a diagram than another it should not be assumed by you that the smaller one is WEAKER than the other larger Tattva. They are to be considered equal in size and effect on each other, and the difference in size on a diagram is only for display of a symbol.

Now upon going back to the Tree of Life diagram with the three Air, Fire, and Water columns we will first look at Saturn. Saturn is a combination of Air and Fire or FIRE OF AIR. Looking at Space we find it is a combination of Air and Water or WATER OF AIR.

We can analyze this a little further and can say of Space or Water of Air - that Air is movable, has the quality of movability, while, as you know, the Quality of Water is condensation, contraction. Therefore Water of Air is movement checked so that it can become a condition like Space. Then, to return to Saturn, (Fire of Air) Air is movement but movement must expand in order to provide Things to inhabit space hence the nature of basic Saturn is AIR, movement plus expansion of movement FIRE.

Come down to the next three Sephiroth. These are generally called, or known as, Jupiter, Mars and the Sun, and are, according to the Elemental Force way of classifying them, Mars - Fire of Fire. Jupiter, Water of Fire, and the sun (Hyperian) Air of Fire.

Now come down to the next three Sephiroth which are known as Mercury, Venus, and the Moon and which are, according to the Elemental Forces classification, Mercury - Fire of Water. Venus, Water of Water, and the Moon, Air of Water.

The last Sephiroth is a little different. In the first place while Earth is shown as One only, Earth is really divided into four parts as shown. (to repeat, This single four parted Sephiroth is the Sphere of Earth and Earth rules here. Here is where all the Forces end up.)

As you can see the Sephiroth of Earth is divided into four parts and the natural idea is that the upper quarter is Air of Earth. The left quarter is Fire of Earth. The right quarter is Water of Earth. And the lower quarter is Earth of Earth.

This then is the presentation of the Elemental Forces on the Tree of Life as it has been given to me. As I said before I did not find this presentation in any book or combination of books. It was given to me just as you received it and I gave it to you the same as it was given to me. I hope you, and others, will take this knowledge and build up on it and get good use out of it.

Those of you who are engrossed in the study of Astrology I hope this knowledge will open a new dimension to you as to the Inner Nature of the Gods/Forces you have dealt with up to now.

As I set here and study the material I have put down so far I am struck by the endless potentials involved in the presentation of Forces and combinations of Forces and I hope you will see the potentials too and work to develop them out. I will continually work on it too, but this book is of the nature of a beginning book and the work suggested above is quite advanced.

There is another set of ideas you can receive now at this point - as I told you before The Tree of Life is a pattern of the Universe. A pattern of the manner in which the Elemental Tattva Forces come from Akasha of Akasha to Prithivi of Prithivi - ground themselves in Earth as Dion Fortune says. To further illustrate the Pattern of this Physical Plane Cosmos consider the following - The three vertical lines are called "Pillars" by Dion Fortune and if you did get the book, as suggested before, you will find a diagram in the back of the book illustrating the three "Pillars" - Now look at the Tree of Life diagram in this way. - The middle pillar is now! **NOWNESS IN SENSE OF TIME** - the right Pillar - the Pillar of Water is the **PAST**. The Pillar of Air is the present or **NOW-NESS** as aforesaid - and the left hand Pillar **IS THE FUTURE OR FUTURENESS**. You have all seen the symbol of infinity as used in mathematics, an eight on its side (draw one on your diagram, use the Sun as the middle point and carry the two loops out to each side and back.)

I will do a little analyzing work but I'd like for you to work it on beyond the start I give you here. For example take the two opposites Fire and Water. Fire is, as you know, Expansion and Water is Contraction. Fire, Expansion, has to be of a **FUTURE** type action - you can't expand in the Past. Water is Condensation and Condensation is a coming **DOWN** from a former future state! Fire, expansion, **STARTS** as a Future type action Becomes a **PRESENT** type action (**AIR**) and **ENDS AS A PAST ACTION**.

Many of the actions described above are not easy for you to see, perceive, you have to do some original thinking on your own.

Take another example - It is said that Venus (Water of Water) "rules" luxury, jewels, rich things, rich living etc. You see, I trust, that wealth is a result of condensation of previous expansion and movability nowness actions. Wealth certainly resembles a Water of Water actions, a condensation of condensation actions.

On the other hand Mercury rules thinking (Fire of Water) Water being heated and expanding into steam to do future work - doing the work - Moon, Air of Water - Wealth, supply created, Venus, then wealth used in Luxury.

Please work on these, and other like ideas, as I cannot give them all to you here in this little book. It is only what you master for yourself that is of value to you.

So again I say - examine all your astrological charts and reappraise the effects of what you used to call "Gods" in this new light.

Next we will take up the Astrological Houses signs - As you know there are Twelve of Them. And they are - starting with the Spring season - Aries, Taurus, Gemini, Cancer, Leo, Virgo, Libra, Scorpio, Sagittarius, Capricorn, Aquarius, Pisces.

Much Occult Knowledge is still shrouded in mystery and unsolved enigmas. I am not prepared to swear that the following designations, to be given, as well as those given above are divinely correct. According to the Tree of Life method heretofore worked out the designations are correct. Each of Astrological Signs are ruled by a Planet "God" and some "rule" two Signs. I do not want to get into any fight with anybody, or school, over these proper designations. The proof will be - do they work, and if they don't work then the designations must be discarded or revised. The only other information I have ever received upon this subject is from a sort of school in Southern California, and this school designates Saturn as Akasha-Prithivi and I am quite sure all Akasha is beyond Kether, and that Capricorn is Fire of Air as designated (check your chart again for yourself) But, as I said, the final word will be - how it works in practice. Do some work and thinking on this yourself and advise me of your conclusions.

Aries - Mars - Fire of Fire. Taurus - Venus - Water of Water. Gemini - Mercury Fire of Water. Cancer - Moon - Air of Water. Leo - Sun - Air of Fire. Virgo - Mercury - Fire of Water. Libra - Venus - Water of Water. Scorpio - Mars - Fire of Fire. Sagittarius - Jupiter - Water of Fire. Capricorn - Saturn - Fire of Air. Aquarius - Saturn - Fire of Air. Pisces - Jupiter - Water of Fire.

Return to Ritual

I said I would give additions to the Ritual from time to time and the time has now come to make an addition, in fact I may add several additions here at once.

I do intend, sometime in the future, to write a complete small book on the Ritual. I will put down here, however, all the material I now have but as more is constantly coming in when I meditate on the Ritual, and related subjects, I feel I must do a complete book on this Ritual. I repeat again that I was, and am constantly, amazed at the Power and Potency of this little ordinary innocuous appearing series of movements.

Both Dion Fortune and Israel Regardie mention this Ritual but very casually and it goes by almost unnoticed in their books. I suppose they could not do more than mention the Ritual because they both probably received this knowledge from the same "secret" society under oaths of secrecy and hence cannot tell much or more. I am under no such limitation as I recovered all my knowledge from the Akashic records by meditation followed by contemplation, so I am free to give it as I said before.

To proceed - You were given the words of the Ritual, the motions of the two kinds of Stars, the invoking and the banishing Stars, and the East, South, West, and North positions points. (why don't you go back and recheck the previous directions and make sure you are getting them right although you should have been doing the Ritual movements all this time since they were first introduced to your attention but I foresee that you didn't!!!!

Now for the present addition to the Ritual - You are going to build up the metaphysical outline of the Circle you "travel" around as you turn from East, South, West and North back to East in your imagination. I want to call to your attention, at this point, that in following the directions as given above you are turning to the RIGHT. This right turning movement is called Deasil or turning the same direction as the Sun turns, from your right to your left, if you face North or the North Quarter of the Element of Earth. To turn the other way, the left hand way, is called Widdershins. The Right hand turning is used in all manner of magical workings where the object of the working is to work with the progressive Forces of Nature in works of construction and development and turning Right thus brings you into harmonic synchronization with the evolving Forces.

Now you must not imagine that the Left hand turning is "bad" or "wikkid" - just imagine this naturally and automatically. To the developed person you, no doubt, desire to become, Right and Left are just tools to be used as necessity dictates. There may come times in your future magic life work when some kind of a Left hand work-operation is necessary and it will have to be done according to its required method and Left working it will have to be.

So to return to the circle - You are now going to work on reinforcing the invisible circle by visible means!

Now while the circle is invisible to the physical eye this does not mean it has no existence - it does have an existence - on an inner plane - and on all the Inner planes - right on "up to the top", and the following actions are given to assist you to reinforce your Inner Plane imagination consciousness of the Circle.

The object of the circle, in all magical work, is to create a place where Forces/Force can be concentrated and then held in place until they are used up and/or utilized as the case may be and, of course, this is what you are using this circle for. If I can continue my work in the future we will carry this circle concept on up into all kinds of Magical operations but no matter how "high" we go the basic concept idea is the same.

Therefore proceed as follows - Take a teaspoon of rubbing alcohol, or whiskey, or brandy (don't waste it!) put it in the middle of a large plate. Then touch a match to it (don't burn the house down!) and watch it burn. It should burn with a wavering blue flame. Study this flame with concentration and repeat, experiment, until you can reproduce the flame in your imagination.

When you can do this reproduction well then, before you start your ritual work, visualize the circle first as a circle of small wavering blue flames. As you enter the circle to do your ritual work visualize yourself stepping through this flame circle, feel the flame's warmth as you step through. In this case, and in all other cases, always add as much imagination realism to your actions as you can and are able to do. As you proceed around the circle doing the Ritual then visualize the flames coming higher and higher.

I am going to mention here, now, another matter/factor which enters into your future magical work and, indeed, enters into *all ALL* work, magical or otherwise. But while this factor can be lessened or ignored in ordinary work, although it is indeed for good work, in all ordinary matters as I said and I repeat, the lack of this factor IN MAGICAL WORK IS FATAL (I am just introducing this factor NOW at this point, and it is my intention to develop this subject later in more emphatic detail - but if any jam up happens because of a lack of space - time and I can't do it I will have to carry it over to another book)

The factor I am referring to is EMOTION. You must stir yourself up with EMOTION.

E-MOTION is a metaphysical form of MOVEMENT and pertains exclusively to your Inner Plane existence. In fact the word E-motion does contain the word motion as you can see. All magical work, although done on the outer Physical Plane, is really more concerned with Inner Plane workings than the original Physical Plane operation as I hope you see and understand as this idea is basic-basic of all work, Physical and Magical. Therefore in this beginning, as it were, of your Magical Work you should start to develop arousing your emotions and even in such a relatively simple beginning operations as is this Ritual.

Therefore when you step into the blue flame circle you should create some FEELINGS of some kind and not just have an empty blank emotional nothing inside you or just a mere intellectual knowledge. Although the intellectual is necessary in order to know and understand WHAT you are doing, the emotion is what sets it off - sets it on Fire, as it were, FIRE - EXPANSION!

So therefore, after you have digested all the preceding information, hereinafter, when starting your ritual work, add to the Ritual the flaming circle. "FEEL" the "heat" of the circle of flames and also feel some e-motion inside you. I have no real way to instruct you as to how to feel e-motion - that you will have to develop yourself as each person is different from the next person. We hope some day to have an advanced lodge on the St Croix river in Wisconsin where these Occult Arts can be taught properly so please give us your support thought on this.

It occurs to me at this point to digress a little before going on with the next addition to the Ritual. I wish to repeat/say again, call to your attention the basic fact that the previous instructions, and all Occult instructions, are based upon one solid true fact and this fact is that all existence, physical and otherwise, consists of PLANES, and PLANES ARE ALL THERE IS TO EXISTENCE.

Actually all actions, physical, mental, and/or Magical should be made with the PLANES-EXISTENCE knowledge always in the background of your mind. Everything we do, or think, should be done with the knowledge that we do not do an action on one plane alone, the physical, but **simultaneously on all planes at once**. Please do some meditation on this idea of simultaneous action on all planes at once. The average man makes no conscious connection between planes and thus loses out on this vast treasure house of Occult Nature that ordinarily would be available to him.

You may have noticed that we are now emphasizing our instructions in more detail - details having to do with more exact workings of the Occult Knowledge we are giving. I hope this will not prove a disappointment to you. It is quite easy to give Occult Knowledge of rituals in some details and leave the student to the assumption that that is all that is required - mere physical knowledge and physical action - whereas the absolute needed "spark" to set the operation on Fire is the required e-motions to go with the actions. The above is a real Occult "secret" that I am giving you and one that has been "hidden" for ages.

No doubt many people/students will now write in and ask how to develop and arouse Emotions. They will thus have found that their e-motional nature has been neglected and **when they looked into their nature for Emotions there were none!** Well you'll have to develop-arouse your emotional Fire nature by yourself. You can do this in many ways - read poetry - look at Art paintings - merge yourself with Art works and endeavor to "feel" when the artist felt when he painted the picture or wrote the poem. Mr Israel Regardie speaks of this emotion subject in his book the Tree of Life, which is long out of print and which we hope will be back in print one of these days as it is a very valuable necessary book for Occult Students. Until it gets back in print we will have to teach classes from it. You might try to obtain a copy on the second hand market but they are as scarce as hen's teeth.

So again we will return to the Ritual which I hope you again have been practicing at least several times a week.

We will now make another mechanical addition to the ritual keeping in mind however the development of the emotional aspect as aforesaid.

You have been making a Star in your Ritual work each morning and evening, or night. An invoking Star or a banishing Star according to the time and according to where, at what point, you start the Star.

Next addition will consist of making these Stars outlined in the same blue wavering flame as you did for the blue flame circle. As you trace each Star "see" it outlined in blue flames.

When the circle is completed you should be standing in the center of a circle of blue wavering flames. At each quarter there should be a large five pointed Star blazing in blue flames. Practice these exercises for now in this form.

General Considerations

We will now leave the Ritual for the time being and return to it later for more detail work to be added -

There is a matter I now want to return to for a time for additional discussion.

I find the following subject one of the deepest in the Occult and one of the hardest to understand/comprehend, being, as it is, absolutely contrary to our "normal" way of "thinking".

There is some material like this in Judge Troward's books but otherwise I have never found much practical directive assistance in any of the books now available. I must admit I did not search all literature for this subject so if you know of any literature-writings that cover the following subject then please write and inform me of its title and author. I have never found the book, or writings, of Bishop Berkeley which I suppose I should have done.

I would also like you to note, in passing, a curious phenomena among writers - authors. Have you ever noticed that authors will first write about mundane things and peoples, sometimes for many years and then begin to write about metaphysical subjects in their later writings? Not all, of course, but many of them did. Jack London wrote of physical things for many years, and then he wrote *The Star Rover* which is certainly metaphysical.

Edgar Rice Burroughs, the author of the Tarzan Stories, wrote a book, in his later writings, about mental visualization creations which was certainly very far out metaphysically speaking.

I mention these books by these authors because I want to call to your attention that it seems, to my observations, that the longer an author writes the more he seems to reach a point where, by the use of his inner powers of the mind to create writings, he becomes more sensitive to some things which began to convey to his consciousness that the Physical Plane world is other than "Physical" in the hard core usage meaning of the word. That the constant use of his exclusive "mental" powers does bring a distinct comprehension to him that "all" is not Physical solid and something else is "behind" it "all". Please note, in the foregoing, the similarity to what I am going to say in the following material. (I don't know if I can express the following subject fully this time and if I don't will have to come back to it time and again in later writings.) Here goes.

It is apparent, as said before, that we live and move and "have" our "be-ing" in, and on, a Physical Plane World. We cognize this world in only "ONE WAY" and that "way" is through the way of the SENSES AND THERE IS NO OTHER WAY.

If all of you will now stop here at this point and check your be-ing you will find this to be true. You could almost say you/we were held on this plane by your senses, the binding power of our senses.

As you know you have five senses and they are Seeing, Hearing, Smelling, Tasting, and Feeling. AND EACH OF THESE SENSES CORRESPONDS TO AN ELEMENTAL FORCE. They are as follows, in a little different order. Sound, hearing - Elemental Force Akasha. Touch, feeling - Elemental Force Vayu-Air. Sight, seeing -

Elemental Force Tejas-Fire. Taste, tasting - Elemental Force - Apas, Water. Smell - smelling - Elemental Force Prithivi - Earth.

Now I say again, and please note carefully, there is no other way you can realize-feel-cognize your physical existence other than through your five physical senses. As soon as you begin to practice "Magic" however, of any kind - including the work you have done on the Ritual up to now - and including the future work to be given - which you will do, YOU THEN BEGIN TO USE OTHER KINDS OF SENSES, NOT PHYSICAL, TO COGNIZE ANOTHER KIND OF A "WORLD" "PLANE", AN INNER PLANE.

I want to add, at this point, an observation that there seems to be some evidence that each inner plane corresponds to an elemental "sense" in a sense. However the actual manifestation of the "sense", the actual Physical manifestation, takes place on the "lowest" physical plane. For example the sense corresponding to the Elemental Force of Air is touch, feeling. But you also know that the Elemental Force of Air is expressed basically by/as movement, movability. And you can also see and understand that in order to "feel" it is necessary to "move" - you cannot "feel" something without some type/kind of movement, either you move against it or it moves against you. Something moves or is moved.

So then a great part of your future work will consist of paying more attention to inner planes but not, of course, paying less attention to Physical Plane existence - but, I mean, in addition to doing all your usual Physical Plane living you have to start to develop an/a Inner Plane perception.

All that the word Magic stands for is embodied in the one conception - understanding that there are Inner Planes "beyond" this "outer" physical end result plane, and this outer plane is manipulated by lines of Forces proceeding "down" from "up" in these inner planes to here. And when one of these inner plane forces lines are "pulled" (Dion Fortune says "tweaked") whatever is attracted to it down here "moves", and this is the sum total of all Physical Creation - and the object of this book, and everything else you can think of. So again I say - your object should be to learn to use the Inner Planes to "move" this physical plane.

There are many methods of entering the Inner Planes to accomplish this feat, some methods quite ordinary, such as merely thinking of the Inner Planes, or prayer, or meditation-contemplation as already explained. Or actually entering the Inner Planes yourself with a portion of your consciousness, as shown and explained in my book THE ART AND PRACTICE OF ASTRAL PROJECTION. This book was specially designed to show you how to enter the Inner Planes with a portion of your consciousness, a beginning book as it were. What you do, or can do, when you get "in" there is further shown and explained in this book. I trust you will understand the differences.

Now please note however that no matter what method you use to enter the Inner Planes, and no matter what you are attempting to do or accomplish in there to produce an effect here on this final Earth Plane, YOU CANNOT ALWAYS DO, OR ACCOMPLISH YOUR/SOME OBJECTS ALWAYS, ESPECIALLY IMMEDIATELY.

The reason for this sometime-not-workings is because of the fact that the Inner Planes are full of all kinds of Forces which are moving in all directions at once and which Forces are concerned with all sorts of a million other things than what you are concerned with. These other Forces are the so called Astrological Forces which consist of the influences of the Planets/"Gods" as they fly around this Earth and the

“Signs” which consist of periods when each “God”/Planet comes into “rularship” for a period of time.

For example - If your desire is to accomplish a certain project and you recognize that you have to enter into the Inner Planes to do it. You then proceed to do so - you enter the Inner Planes and start looking for the part/section that controls the “strings” that lead to the object - a project of the type you wish to move - accomplish.

You can find the right “place” alright and even the “strings” and you can pull and tweak them as you feel correct but nothing may happen and this is because the “time” is not right due to the fact that the astrological Forces are in such a position that the tweaking is cancelled out and neutralized as to effects desired.

The only thing that can be done in a case like this is to have patience - to persist until the “times” come around to when the astrological Forces no longer interfere with your “tweaking” and the effects you desire will come to pass, but it is hard to wait these periods out, but all things (times) come to him who waits.

On the other hand your first Inner Plane work may synchronize perfectly with what you have in mind and it may succeed handsomely and your “tweaking” may instantly accomplish the effect you desire in which case you can consider yourself lucky.

The above explains many things as to God “answering” Prayers etc. All inner plane work is very impersonal and unselective and anyone who does try to influence matters here on the Physical Plane, can and does do so and does do so all the time, and even with no conscious idea of what he is doing , or why. The catch to all this, as you can see, the selection of the “time” when the “prayer” will work. So remember that Inner Plane actions will work, and also be advised, and remember, that no time, adverse or favorable, lasts forever. All times change. So keep up the pressure of your prayers until you catch, come into, the right time. There is one other thing that can be said here at this point and that is - It is possible to invoke (in-voice-inner-voice-speaking) on the Inner Planes even when the “times” are not right, and sometimes accomplish your objective. This is another branch of Magic and, while I try to give some of this Magic knowledge here, will probably have to wait for another book for this more advanced material. To recapitulate the above - mainly the process, as outlined above, is to go beyond the “lower” Forces and to work with Forces “above” or higher up. But this process, as I said, is quite advanced and for another book and probably in manuscript form to keep out the dabblers who might get hurt or hurt others.

To get back to ordinary operations. There was a yearly reference Astrological Book and Calendar put out originally by Mr. George Llewellyn, and continued after his death. The actual names of these two books were The Moon Sign Book and Star Book Astrological Calendar.

In these two annual publications the daily astrological Forces and Planetary Influences are laid out in an easily understood-used system which can be of general value to you in your daily living. If you will write to www.llewellyn.com they should have these books each year. They also carry a large stock of New, Used, Rare, and other Occult books, and especially Astrological books.

Second Return to Ritual – The Four Winds-Qabalah

We will now return to the Ritual for additions - You will recall you had progressed in the Ritual to the place where you were performing a Ritual within a circle of blue flames and with four stars in the same blue flames. Now we will proceed with another addition to this Ritual -

We will now consider a very important occult information addition to our store of Occult Knowledge (and this you will get no where else that I know of.) This knowledge is the Knowledge of the Greek God system Pantheon's conception of the WINDS, the FOUR WINDS.

Now at first glance/consideration this just does not sound like anything. FOUR WINDS - so what!!! However the higher Inner Circle Masters of the Ancient Greek religions KNEW SOMETHING!!! about the four Elemental Forces and their Four Winds and this recovered Knowledge I will pass on to you as best I may. You are not only going to "know" about the Four Winds but USE them!

The Four Winds are also called, in the Occult, the Four "Airs". You will recall that the Elemental Force of Air is movement or movability. You will recall that Elemental Air is movable, and so is Elemental Fire, and so is Elemental Water, but the movability of Earth is not apparent so easily.

However the movability of the Elemental Earth is there - in the "feel" of solidity and be-ing-ness, which is really all the movability Elements Earth could have. Meditate on this until you understand it.

The Four Winds have names and, in accordance with a long established human tendency principle, are personified in the Greek Pantheon of the Family of "Gods". There is a picture of one of the Winds, Borus, on Page 72 of your Gayley, which I hope you got and read.

The names of the Four Winds are - first the Greek name and then the Roman name which, for some reason, was always different. Starting with the East Wind the name of the East Wind was Eurus (no Roman name!) The name of the South Wind was Notus, or Auster. The name of the West Wind was Zephyrus, or Favonius. And (most important to you) the name of the North wind was Boreus, or Aquilo.

Each of these Winds are connected with an Elemental Quarter and represent the "MOVING" quality of the Elemental Force of the Quarter. The Vehicle, as it were, that carries the Force of that Elemental Quarter referred to.

Now we come to an important next step - the How of how we are going to use this Knowledge of the Four Winds in applying it to the workings of the Ritual.

You will therefore add the following material to your practice of the Ritual (which I hope you are doing once in a while, I assure you the more you do/perform the Ritual the more you advance in the Occult.)

The Ritual, as you are now doing it, consists of some words and actions. The Actions consist of making Four Stars and a circle of blue flames while repeating the accompanying Ritual words. The changes you will add at this point are as follows - As you make a Star at a Quarter, starting with the East Quarter, you will then pause before going on with the next Star Quarter and gaze into the flaming Star. You then

name and call out the Wind of that Quarter (name him and call him out) Then you feel the Wind of that Quarter, coming from the other side of the Star, and touching your face. Each "Wind" will have a different "feel". Eurus, the East Wind, will feel cool, with early dawn freshness, on your face. Notus, the South Wind, will be warm to hot and fragrant with the spices and flowers of the tropics. Zephyrus, the West Wind, will be cool and with a drizzle damp tingle to him as he hits your face. The North wind, Boreas will be cool to cold as he touches your face. Keep practicing, with your imagination, until you master these feelings so you can actually "feel" these Winds while doing the Ritual.

We will now end the previous section on the Ritual and return to the subject of the Cabala, and the Tree of Life diagram, again FOR SOME MORE STUDY - after which we will return again to the Ritual and then probably for the final time, which should make you glad, I hope.

THE CABALA the way we are going to study it is a way of thinking followed by a way of doing (in your work on the Ritual up to now you have been DOING RIGHT ALONG)

I must stop and make a note here, which I will also treat in the Foreword - I hope you will not be misled by the informal manner in which I have written so far. I am trying to make this work easy to comprehend - I am not trying to hide in mysterious terms and phrases or to make it sound like a religion or something greatly profound not worthy of common words. **Truth itself is very simple, it is the ramifications that are complex.**

So now we are going to study a part of the Cabala. The Diagram Part, which you will make, draw, and paint is called The Tree of Life and is, I repeat, a part of the System of Thinking called The Caballa. We will not be able to go TOO FAR into this Caballa Tree of Life study as no single book could be big enough nor, indeed, one life time long enough to cover THAT fully. I am going to make the best effort I am able to make to introduce you to this great subject, and to get you started thinking along these lines, which line of Thinking, followed by doing, can make a new man or woman out of you. You might have had some of this material before, you had some already in this book, maybe in other books but never mind, hold on to what you got and just go over it again and reassimilate it all over again with the herein additions (and also do this in your reading-study of my next book).

The following material contains the background-framework of Magic that is in existence and it is all natural and it is the following and "allowing" following of this pattern that was, and is, called Magic.

As I said the following, and allowing following, has now, in this modern age, become somewhat automatic and is followed naturally by large numbers of men and women in its outer aspects. Once though you have an inkling as to the pattern underlying ALL THINGS, you can get in a position to DO SOMETHING GOOD for yourself, about it. I also want to get a note down here that there is also a "negative Tree" which is just the opposite to the positive tree, and which must be taken into account all your life. No thing can exist alone - it must have an opposite - a double, like a reflection, like a shadow. Science Fiction writers have long written about a concept which they called "negative matter" and now I note today's scientists have taken this idea up and, not only are looking for, but have found some trace of "negative" matter in their researches. It would seem that every act of your being creates another kind of opposite act - like, as said, an image in a mirror "out there somewhere".

To proceed - You will draw, and paint a diagram of the Tree of Life or rather two of them. You will keep these diagrams in your private room and in a private place. You

will use them constantly for meditative purposes which, as I said before, will have no end.*

* Making a Tree of Life diagram was mentioned before but that time I meant for you to make only one diagram and color it in the Queen scale and only the same size as was given in the back and front covers of the referred to book. This time make two diagrams and make them two or even three times the size as given. Color these Trees in both King and Queen scales and use them for meditation symbols as directed. You can increase the size of these diagrams by using your dividing compass and setting it accordingly by increasing the size of the given diagrams settings.

You will find the diagrams for the Tree of Life on the inside covers, front and back, of my book *The Art and Practice of Astral Projection*. Make the outline diagram twice the size as given in the book, and you do this by setting your measuring compass twice the size as given in the referred to book.

We expect to keep on hand the necessary drawing materials for doing this, and your other drawing and painting work, and as you have done some work up to now as already given in this book you should have most of the necessary equipment on hand from that work.

Proceeding accordingly you will draw and paint two diagrams of the Tree of Life - paint the first in the King scale and the other in the Queen scale. Use two large pieces of art board for these diagrams. When you have finished these diagrams sit down and study them.

You will find you have drawn two diagrams each consisting of ten circles. The circles have names and, in fact, each circle has many different names and also many names in different languages, (Check these names in Dion Fortune's book, I won't repeat them) although the basic-basic names are in Hebrew.

In addition to these basic-basic Hebrew names the circles have, attached to them, the different names of many different Gods.

The subject of Gods is a huge subject and extremely difficult to handle especially in such a small beginning type book as this. Also as we have been trained, since our beginning days in religion study, to believe in only one God we are rather shocked to be faced with the possibilities of there being a multiplicity of Gods at large in the Universe.

ATTEND TO THE FOLLOWING CAREFULLY - BIG SECRET!!!! YOU HAVE ALREADY LEARNED THAT THE CIRCLES ON THE TREE OF LIFE CONSIST OF COMBINATIONS OF THE ELEMENTAL FORCES, OR OF THE ELEMENTAL FORCES IN COMBINATION WITH EACH OTHER. THESE COMBINATIONS OF THE ELEMENTAL FORCES ARE THE GODS, AND THAT IS ALL THERE IS TO THEM!!!! The Gods are only Forces (this knowledge has not been given out too freely before)

Some people at the top of the old religions in ancient days, knew a few things about Gods but they were few and far between. The masses were grossly ignorant and the dressing of images and story/myths were about the only way they the masses could be reached and thus they could still be benefited even if they knew from nothing about the basics. In this book we will adhere to the Greek and Hebrew God systems with some additions from some others, and in your future readings and research work whenever you hear of a strange God study him and make your own determination as

to what Sephiroth your new God belongs. You do this by finding out what the new God is associated with and what he does. And also consult your MYSTICAL QABALAH at all times. (Samuel Weiser, Inc., 740 Broadway, New York, New York 10003 will attempt to have this book on hand at all times in the future but write and ask about present price.) You have used this book up to now and I will refer to it again and again in the future. Dion Fortune has gone into the Qabalah very exhaustively and I could never duplicate her work as it now stands, nor would I try, nor would it be necessary as she has done it so well for your study and advancement in understanding. I only intend to supplement her work with the things that I have discovered in my workings and studies based, in part, on her books, and which have worked for me or led to interesting possibilities of more work.

In fact I might as well say here at this point that I can give you very little in the way of working development - Dion Fortune can give you very little in the way of working development - All you can get is a sort of pattern development in your personality which pattern **it is up to you to develop further** - NO ONE CAN DO IT FOR YOU BUT YOURSELF - And don't look for any masters either - there are none - and if you find one he won't help at all - In fact he is likely to give you a brush off you won't forget - NO ONE CAN HELP YOU BUT YOUR OWN SELF, AND BY YOUR OWN EFFORTS. So go to it. Even if a Master helped you it would still do you no good until you did all the work yourself. **The/your Occult development is one situation where outside help is of no help.**

So let us return to our diagram of the Tree of Life - The first circle Sephiroth is called Kether which means Crown or (a) Crown or more probably (The) Crown. Turn to page 109 in the MYSTICAL QABALAH - read Dion Fortune's excellent chapter 15 on Kether, the first Sephiroth - Please note where it is described as FIRST MOVEMENT. PRIMUM MOBILE also First Swirlings.

Now turn to your "Gayley" (or whatever standard myth book you are using) and please note carefully the descriptions of the confusion attendant upon the Creation of the World. Don't skip over these descriptions. Obviously they are descriptions of unbalanced forces - forces not in equilibrium.

I may have mentioned this before but here goes again and in more detail - Ancient man - and before that primitive man - not knowing much of anything or not knowing any better - personified all the Forces of Nature. When some Force of Nature acted in a certain way - some way that he thought he recognized - Ancient and primitive man then personified the Force in a certain form of some kind.

These personified Forms are a very important part of Occult work, your future Occult Work, so pay some close attention to them.

Study carefully the different FIRST Gods named by Gayley (don't ask where they come from) - sort them out - note their children. And also note that all this activity is connected with Kether. The birth pains, as it were, of the transition between "spirit" (air) into first matter (the root of name Matter is possibly the same as name Mother!) Note the female Goddesses in the beginning stories and actions.

The next Sephiroth is called **Chokmah** (Wisdom) in the Hebrew and in Gayley is still a place of confusion. A very appropriate Greek name for this circle is the Greek **Chaos**. The word Chaos has a slightly different meaning than our usually accepted today's meaning which is usually taken to mean a mixed up confusion. The actual Greek meaning of the word is Gap. Chaos is (a) GAP and this is what Chokmah is - a space or a space room in which a material Universe can function. In your study of these Myths try to separate the early world creative stories from the other later world

creative stories. Kether from Chokmah. Note how, in these myths, order is gradually brought out of confusion, and conflicting forces are brought to order by the symbolic method of confining the personalized forces in chains “underground”.

We can now proceed to the third Sephiroth which is called **Binah** (understanding).

This Sephiroth is associated with Saturn (and the age when Saturn ruled was called the Golden Age) There are also some female Gods associated with Binah-Saturn and remember what I told you about a God being female to those Gods above and male to those Gods below. Also remember the lessons you had before wherein secret information was given to you about the disposition of the Sacred Elemental Forces on the Tree of Life - The Tetragrammaton on the Tree.

According to this arrangement Kether is Air of Air. Chokmah is Water of Air contraction of movement, and Binah Fire of Air. Kether - Air of Air would be movement of movement, material expansion, first material expansion (air is material even though light in nature) of a material Universe. It then follows naturally that Binah would be Fire of Air which would be, you recall, expansion (Fire) of Air (Movement) which should suggest to your mind the idea of the creation of a place where movement could be expanded in a direction of purpose which all could suggest the nature of Saturn, the Father of the Gods.

There is also an Earth of Air, and other Earths of Fire, of Water, which we did not mention before, so please note the following - in each case when it is the turn of Earth to form a combination the combination follows the combination of Fire and occurs at an imaginary place where the section of a letter of Tetragrammaton passes into the next letter of the Tetragrammaton - the next letter IS THE EARTH OF THE PRECEDING COMBINATION. Thus, in the case of where we are now, the Fire letter space of Tetragrammaton IS THE EARTH OF AIR.

To proceed - We next come “down” to the Water of Fire. This Sephiroth is called **Chesed** in Hebrew and Zeus, or Jupiter, in Greek and Latin.

We must mention here again that the right side, as you look at the Tree of Life, is called the male side and the left side is called the female side. That is as you look at the Tree the sides are as said. However when you put yourself “into” the Tree the positions become reversed and the male side becomes the Left side. The usual order in which the Elemental Forces are given are Air, Fire, Water, Earth, and you can note that we have been studying them in a different order somewhat - you will note we went from Air to Water - however when you put yourself “into” the Tree the direction becomes more correct.

Also please note that the “looking” right side is considered the male side and the left side the female side or right positive and the left negative. ALSO YOU CONSIDER THE RIGHT SIDE THE PAST, THE MIDDLE LINE THE PRESENT, AND THE LEFT SIDE THE FUTURE. The right side, being water, you can consider Water as a sort of past feature. Chemically water is already a product of an action in a past. It is, in a definite sense, burned already and this surely suggests a past action rather strongly.

Also please note that the left side, the future side, is the Element of Fire side. Fire, expansion, suggests a future action. Surely Fire is not a past action in any way, shape, or form. If your house is going to burn down it is in the future, not in the past.

The middle line is the present which always lies between the past and the future, and this line is Air, the Elemental Force of Air and Air is movement, which is really all life is just movement.

To continue our studies - We cross over to Fire of Fire which has been called Mars in Roman and Aries in Greek. You have all heard of the Fiery nature of Mars. Wars, Passions, the fiery instruments of Battle, gun powder (expansion) explosives, all are grounded by Mars Fire of Fire (expanding-expansion).

I mentioned before that each God portrayed by a Sephiroth is also female to what is above and, male to what is below. I want you to start looking for this combination in all these Sephiroth we have covered up to now, and in the future to come. I will tell you here that in the case of Mars, Greek Athenia, Roman Minervea, is the female counterpart of the Male Mars. Please look her up in your "Gayley" and other books. Start to make a classification of all the Gods and see where they belong, to which Sephiroth they are attached to.

Then we "drop down" to the Sun which is Air of Fire, movement of expansion. I am going to leave you to find the Male and Female Gods of the Air of Fire. The Sun is hot hence the Fire but he also apparently "moves" rapidly.

We now pass on into the Earth of Fire which is the next section as aforesaid, and we come to Venus which is Water of Water - contraction of contraction. It is a little strange to find a female God (Goddess) on the male side of the Tree but remember there is also a female God "above" in the Zeus section also - remember Zeus's wife. Venus also had a husband but the myths are a little confused about him but look it up in "Gayley" - also look for another male counterpart to Venus.

Both Zeus and Venus are considered fortunate in astrological Horoscopes and you can perceive how this can be so when you recall that this "side" of the Tree is considered the Past. All future "good things" must come from some "past" good things - exist in potential as it were - and Venus and Zeus are "past" in every sense. Please note with the advent of Venus we are getting "lower" on the Tree and getting closer to Earth with each "step" down.

We will now cross over to Fire of Water called Hermes in the Greek or Mercury in the Latin. Here we have a sort of contradiction - Fire - expansion and water contraction. Fire acting on Water, expansion acting on contraction - you can describe this as a force acting to move a non-force-type - of potential - to make something out of potential resources and does this not describe a human mind? A human mind with its memory bank of resources of the nature of the past (Water-condensation) and its potential to make something out of it all. (Fire-expansion) Look up Hermes in "Gayley."

We will now drop down again to the Air of Water also called the Moon. The Gods of the Moon are all female although I did hear that the Aztec Moon God was a male. Follow this Moon section Goddesses very closely in "Gayley" and then follow it again in the MYSTICAL QABALAH. We will confine ourselves here to a look at the Elemental Forces involved in Air of Water. Air is movement and Water is condensation-contraction - so the effect of these Sephiroth is moving condensation-contraction. One of the effects the Moon has on the Earth, and us, is to concentrate the effects of the other planets on the earth in succession as it flies around the circuit of the Zodiac each 28 days. The Moon acts as a sort of funnel for the other forces as it contacts each, or each combination, in turn. Thus the function of the Moon is a different one from all the other planets and I trust you see how this corresponds with its nature of Air of Water.

We now come to the last of the Sephiroth. This Sephiroth is called Malkuth also called Elemental Earth. This Malkuth is thus not Physical Earth although we are getting very close to Physical Earth.

Malkuth is divided into four quarters unlike the Sephiroth and these quarters are Air of Earth, Fire of Earth, Water of Earth and Earth of Earth.

ELEMENTAL EARTH OF ELEMENTAL EARTH IS THE NORTH QUARTER OF ELEMENTAL (NOT REAL NORTH BUT NORTH QUARTER) EARTH AND THIS IS THE QUARTER THAT YOU WORK WITH IN THE RITUAL AND OF WHICH MORE WILL BE GIVEN AS SOON AS THIS STUDY OF THE QABALAH IS OVER.

You can see readily that all things "above" (good things) do end in the Elemental Quarter of the North and proceed from/through there onto your and your Earth Sphere. AND NOW DO YOU SEE SOME REASON IDEA BEHIND YOUR RITUAL?

Also look again at your Sephiroth Earth. You can consider the whole Tree a sort of reversed Mirror image as it were and if you re-reverse the Sephiroth Malkuth you will see the Earth of Earth becomes the North Quarter and the other Elemental Quarters come into proper order as in the Ritual circle you are using, I hope.

You have now covered a new conception of the Tree of Life. This new conception, together with the old one from Dion Fortune, should put you well on the way to a new complete understanding of this part of the Qabalah. I also trust this new understanding will open up a new conception of ideas as to how to use the Tree of Life and WHY IT WORKS THE WAY IT DOES. Now, for example, instead of just referring to Jupiter and wondering how you can make him work for you - you now know his inner nature - how he is Water of Fire, by his inner nature and the effect that Water has on Fire - contraction on expansion - Controlled Expansion, which is surely the nature of Jupiter.

To digress a moment - When I was writing these lines I was in Los Angeles and, as is my custom, I dropped in at the Manly Hall Institute on Los Feliz Boulevard. My purpose was to give them a copy of THE ART AND PRACTICE OF GETTING MATERIAL THINGS THROUGH CREATIVE VISUALIZATION for their library. They also usually have some, more or less, select second hand books for sale there. I found a little book called Aesch Mezareph (purifying fire) by Sapere Aude which name was, as I understand it, the latin motto name of Wynn Westcott, an early well known Occultist. And as I was glancing over the book I noted, on page 10, the following words - Job chapter 37 verse 22. - TELL US THAT GOLD COMETH FROM THE NORTH!!!!

Now here is a perfect example of Occult trickery that has been used so much before. Job says Gold comes from the North - and as this statement stands now that way the statement is absolutely meaningless to the ordinary average person and is maddeningly meaningless to the beginning sincere student of the Occult. Well this statement will always be meaningless to the average person and also to the Occult student UNTIL HE PICKS UP MORE OCCULT KNOWLEDGE THROUGH MEDITATION, CONTEMPLATION AND INTUITIVE INSPIRATION (inspiration breath-in-breathing-air-movement and so on.)

When, through the passage of time and study, the sincere Occult student becomes more knowledgeable he will "pick up" the missing Occult "shorthand" necessary to "fill out" Job's statement and Job's statement will then become "Gold" (value) comes from the Elemental Quarter of the Elemental North!!!! (there is also a note that this Gold in Job is translated "fair weather", the nutty translators!)

I intended next to do the complete final Ritual but I believe I will digress here a little and treat of the subject of Happiness plus what is called success or successful living.

What we are all looking for is Happiness (and/or success) That is what all the original Occult was for - way back to the cave man witch doctor - they were seeking some power, or powers, to alter some physical circumstances so that they could become happy in attaining whatever it was they were deficient in at the moment and/or what they imagined at the moment and/or what they imagined it was they needed to make them happy, and for that same reason you, of course, are now studying/reading this book and my other books.

I might go back a step and point out that there are two types of occult work in existence. One kind is the one I have been giving you and which I call the "practical" Occult. And the other kind of Occult is one supposedly dedicated to "Illumination" exclusively (whatever that means) and without regard for material things, or for this mundane, physical plane. I have always been repelled by this latter idea as it just did not seem sound to me to leave out any plane from consideration when working with or discussing the Occult.

Ophiel makes frequent trips to Los Angeles for pleasure and for business reasons. Ophiel likes to spend some time in a place called the The Farmer's Market (be sure and visit it when you are in Los Angeles.)

Every Christmas there is stationed, in the market, a Salvation Army person (an elderly lady) to preside at a table collecting donations for the Salvation Army. I have become acquainted with her and have engaged here in frequent conversations about religion. In the course of one of these conversations she accused me of being "unhappy". I had to laugh at this accusation but when I got to thinking about it I began to realize what an elusive thing happiness really is to many people. (Of course to the Salvation Army person "happiness" was absorption in her delusion). I think there is nothing that can MAKE you happy YOU HAVE TO BE HAPPY. Also you have to think back over your life living and consider the events at one certain point in time and space and then feel/think I WAS HAPPY THEN AT THAT TIME AND PLACE. The happiness feeling, it seems to me, can only come at a later time when you can say Gee! I was happy that time and place and you can rarely "feel" it (be it) at the time it is "happening".

Among people, students, etc. feeling a lack of happiness or just not being happy or satisfied is very often merely a lack of appreciation of your own achievements and of your own abilities.

WATCH YOURSELF! When you do a good job, or, indeed, do any job fair, applaud yourself!!!! Too often we note a poor job or a failure (often not our fault) and feel bad about it and then do not give our self a "good feeling" when one of our ideas succeeds or appreciate our own attainments when they do succeed.

As an ultimate assist to successful Physical Plan living I wrote a book previously referred to - THE ART AND PRACTICE OF GETTING MATERIAL THINGS THROUGH CREATIVE VISUALIZATION which I recommend to you and I hope you will get and read/study if you have not already done so.

In this referred to book is given and explained an Occult concept called the Sphere of Availability. Study the Sphere of Availability as I want you to understand that the same ideas prevail when it comes to Success, Happiness, Ideas and Actions and you can build up these concepts by each successful application of Occult Principles to

success happiness. But for God's sake do remember that nothing on this Physical Plane works smooth and easy. Occult characters are developed by working with the reactory Physical Plane and mastering it and not other wise. The object of all this little digression is to urge you to use all means at your disposal to achieve your physical goals and not depend upon terrific Occult development alone.

I have often thought of a simile to a person's limping life - that of a gasoline engine of six cylinders one of which is all fouled up and not working. Now no matter how much you clean up the rest of the engine, and to what extent you increase the horsepower of the remaining cylinders you are still going to be hampered by the fouled up cylinder, and every effort should be made to neutralize its foulness and, carrying out this simile further, in the case of the gasoline engine it would consist of examining to find what is wrong physically and then rebuilding it over or even in a severe case cutting it out of the working engine by various physical means.

Something similar as this should be done in our lives as we grow in the use of Occult powers. I found my defect in character and learned to live with it which, in some cases, is all we can do, and corresponds to the neutralizing process described in the case of the physical gasoline engine.

So go ahead BE HAPPY. Nothing can make you happy. Follow all time tried common sense rules along with your Occult Practices and you should get along well.

More Ritual Knowledge

The final form of The Ritual. As I said previously I would give, toward the end of the book, the complete form of the Ritual. Now I find, upon reexamination, I gave a pretty good complete form of The Ritual in my second book The Art and Practice of Getting Material Things through Creative Visualization without, however, giving the main background reason for The Ritual, which background I gave and you now have in this book; and which will, I trust, give complete understanding to your future Ritual actions.

As you know you start your Ritual (twice a day is real good) by thinking of, and in terms of, a circle. The most outstanding thing about a circle is that it has no end, and no beginning. Somewhere "out there" some great first cause drew a circle and thus all the Universe Creation began-the first Galactic Movement for, as you know, a circle is the/a symbol of movement-ability and so for the "first galactic movement" nothing else could be a symbol but a circle. SO YOUR IMAGINED CIRCLE FOR YOUR RITUAL IS IN DIRECT CONNECTED "RELATION" TO THE FIRST GIGANTIC CREATION CIRCLE. I trust you make-feel a connection?

Also your Ritual Circle is the representation of the last Sephiroth-the Sephiroth of the Elemental quarters of Air, Fire, Water and Earth "boiled" down to the "bottom" Earth bottom.

You start your Ritual by stepping into the Circle and facing the Quarter of the Physical East which is, as you know, the physical symbol of the quarter of the Elemental Element of Air.

The Ritual Circle is divided into four sections or quarters as you already know. You should, at this point, be imagining the lines making up these sections as you do your work. They would correspond to North-East and South-East and North-West and South-West. You may do this, but it is of vital importance.

You start your Ritual by making a five pointed Star - one Star starting at the "top", and or another Star starting at the "bottom". The five pointed Star is a symbol of Man-a complete physical psyche Man. The points of the five pointed Star represent the Elemental Forces which go into the makeup of a Man. Man has all the Five Elemental Forces in him.

There are many kinds of Stars all the way from a three pointed Star, (Benz-Mercedes), up to a twelve pointed Star (which I forgot what it means) and then probably more points which becomes a rayed Sun.

The only two Stars we are concerned with here in this book are the five pointed Star and the six pointed Star. You know-remember what the six pointed Star is - the two Alchemic triangles of Fire and Water interlaced - you should have made one - and you also must have remembered what I said, at the time, about it. The six pointed Star is the balanced merging of Fire and Water.

In using the two different five pointed Stars in your ritual work you are affirming the manhood of yourself, and the two different "stars" indicate your power to direct-choose your own direction to your lifeliving affairs of this physical life.

The words used for this Elemental quarter of Air are “Yod-heh-Vav-heh”, which is, as you know, symbolic of the four divisions of the Tree of Life of which the word Yod is the symbol of the first division.

You are to visualize a steel dagger in your hand as you make the Stars. A dagger is a small sword. A sword is the Symbol of the Elemental Force of Air. The idea behind the sword symbol is that of movement - cutting, if necessary, through all opposition. The main idea being that idea of movement-action, which is used in forming the Stars of all the Quarters, is represented by the dagger of steel. Steel being a hard enough metal (ruled by Mars-Fire of Fire, expansion of expansion) to be able to withstand the hard usage-pressure required to do the necessary work in/to this physical world. The medium material as it were, of the transfer of the Inner Forces to this Outer Plane, and over all symbolized by your performing this Ritual.

To proceed, after you have made the/a five pointed Star according to the time of the day or night you then “Stab” the center of the Star and pronounce the words for that Quarter which, in this case, is Yod-Heh-Vav-Heh.

After this you “look”, in your imagination, into and through, the center of the Star and endeavor to “see” a scene in each Star. In the case of this Elemental Quarter of the East, the scene you will imagine is - **a Rosy dawn-pink clouds moving gently about and billowing gently into many different rounded shapes. A soft cool breeze is coming from these clouds, comes through the center of the Star, and hits you on the surface of your face.**

Each Quarter will have a “Wind” of its own. Each of these “Winds” has a name, as you were told before, and you will relearn these names, as we come to these quarters. This Wind-name section comes from the Greek Mysteries, as I said, but fits beautifully into the system of the Caballa (also consult your Gayley on the section on the Winds).

To repeat. The name of the East Wind is Eurus. When you are drawing out the East Wind from the inside of the Star you ARE TO ACT AS IF THE WIND WAS A PERSON-GOD LIKE CREATURE, AND YOU ARE TO *CALL HIM OUT*. (DON'T GET ANY IDEA LIKE WORSHIP.) YOU COMMAND HIM - NOT HE YOU - YOU CONTROL HIM, NOT HE YOU. SO NO QUESTION OF WORSHIP IS INVOLVED.

To proceed - View the scene of the Rosy Clouds and feel the East Wind on your face until your are satisfied - then erase the scene from your mind image (and each in turn) and turn to the South for the South quarter scene.

The sacred word for the elemental quarter of the South is ADNI (Ah-Doh-Nai).

There is much puzzlement about how to pronounce, or speak these sacred words. At first speak them, pronounce them, in a loud clear resonant voice tone, and then later, as you become more adept, and understand what you are doing, you can SING the sacred words which is surely vibrating them.

You can speak the word before you make the Star but if it suits you you can speak the sacred word into the Star.

The procedure is then the same as before. Follow the Ritual in the other parts as given on pages 20-22 of my book, *The Art and Practice of Getting Material Things through Creative Visualization*.

The scene through the center of the Star in the South Quarter is a tropical Island scene: **warm blue sea waters dashing on coral reefs. Beyond the coral reefs lie long white sand beaches, and beyond the beaches many palm trees sway gently in the hot tropical wind.** Feel this hot wind coming out from the Star and pouring into you through and through, and warming you through and through. The name of this South Wind is "Notus." So name him and call him out.

In my first book, *The Art and Practice of Astral Projection* - under the fourth projection system - I gave a technique of projecting into a mental picture. In all these imagined scenes, in each of the Stars, you can attempt to project yourself into the scene you are picturing - ride on a pink cloud - stroll on a sandy beach - and in the two more quarters to come I'll tell you what to do in them when we consider them in turn.

After you are through with the Elemental Quarter of the South, turn to the Elemental Quarter of the West. The sacred word for the West Elemental quarter is AHIH ("EH-HE-YEH"). The scene I suggest for here is **a beautiful waterfall tumbling over a high cliff and dashing on rocks below at your feet, sending up clouds of mist and spray.** Here you feel wind and WETNESS through and through. The name of this West Wind is Zephyrus - so name him and call him out. I often "hop" into the scene and stand on one of the rocks under the waterfall. Try it. When through with the West erase it. Continue on "around" to the Quarter of the Elemental North Quarter of Elemental Earth.

The sacred name for the Elemental Quarter of the North is AGLA ("AH-GAL-LAH").

In all ways the Elemental North Quarter of Earth is of most importance to us living, as we do, most all our conscious time on the physical earth plane. (Keep in mind again, constantly, that we do not mean the North Pole of the physical earth!) All "good" material things "come" to us through the Quarter of the Elemental North. And, of course, beyond the Elemental Quarter of the North through the other Elemental Forces "before" the North.

(Note the full directions as given in the book referred to, *Creative Visualization*; following these directions should work wonders for you and your physical plane existence as aforesaid.)

As said before, many times and in many different ways, all that exists, all that the Physical Plane World existence consists of is your cognizance of the effects on you of the Four Elemental Forces and their universal fifth. There is nothing else to physical existence. And when you learn to manipulate these forces you've "got it made." Physically.

All the magic, all the witchcraft, all the God stuff and all the Devil stuff and all the Witch Doctor stuff you have heard about is nothing, I repeat, nothing but the effect of the Elemental Forces, whether automatic or consciously worked. These Forces work automatically until they are taken over by some "strong-willed" person (other things besides will enter into it) AND THEN THEY WORK FOR HIM.

Of course, it is self-evident that millions of people work only the Physical Plane, which is still a part of Elemental Earth Force working, and do achieve results of a sort, but the supreme results come from working all the Elemental Forces at once, best when done consciously, but next best when mental ideas of expansion (Fire) and contractions (Water) and movement (Air) and final results (Earth) are worked mentally by some man or woman with a "drive" which word covers the whole matter.

So please record the above and keep it in mind at all times. The personal applications of this above doctrine, creed, theory, dogma, tenet is the sole basis for action/success on the illusionary Physical Plane. Use the above described Elemental actions as much as you can consciously, as even a little use works wonders in your life end.

To return to the Ritual. All forces coming through to the “outer” physical plane “END” in the NORTH QUARTER OF THE EARTH! Therefore EARTH is the great END STOREHOUSE of ALL FORCES WHICH FORCES ARE ALL THINGS!! Therefore you and all others will find in THE EARTH all the physical things you need, and are looking for, to make you happy.

So, therefore, when you visualize the Elemental North Quarter of Earth, through the blue flame star, and speak the sacred word, you first visualize, before you, *vast fields of ripened wheat, and vast fields of ripened corn and other cereals. Beyond the fields are vast orchards of fruit trees loaded with all kinds of fruits. Beyond the orchards stretch areas of grasses on which graze great herds of animals. Beyond the herds of animals start forests of trees and beyond the forests are snowcovered mountains.*

And these mountains are full of minerals which we use in our daily lives; and the mountain tops are covered with snow and ice. The melting of this snow and ice makes an abundance of water which flows down to water and nourishes the living, growing things below. ALL IN PEACE AND PLENTY. FULL OF ALL THINGS YOU NEED TO MAKE A FULL AND HAPPY PHYSICAL LIFE FOR YOURSELF.

This is the scene you should/must “see” through the flaming blue star of the North Elemental Quarter of Elemental Earth.

You can, and should, as I said, and I will repeat, **project yourself “into” these four pictures you visualize in these four flaming stars.** In the East star you can enter the “picture” of the rose-tinted dawn clouds and bed yourself down in a cloud! And ride around for a while! However, project yourself “in” and come “out” by actual visual metaphysical physical movements of entering and leaving - do not stop, abrupt, and suddenly return in a physical like manner when you are moving metaphysically, ever.

I am becoming more and more convinced that I will have to write a complete small book on this Ritual as it is becoming more and more evident to me that the Ritual is of great importance in Occult work and more and more additions are coming to light all the time. I will try to get this out as quickly as I can. And now back to the Ritual where we left off.

The name of the North Wind is “Borus” (your best friend) so name him and call him “out”! Feel his cool breeze on your face!

When you have finished working with the Quarter of the Elemental North - continue the flame circle on around back to the Elemental Quarter of the East, where you started. You should then be completely surrounded by a circle of blue flames, with a blue star at each Elemental Quarter and a scene inside each star and all “going” at once. Try standing in the middle of this scene and holding it as long as you care to or can.

When you are through “close down” the Ritual by the following - Repeat the Cabalistic Cross exercise - followed by these words and actions - you are facing East. Throw out your arms in the shape of an equal armed cross and say -

“Before me is Raphael,

Behind me is Gabriel,
On my right hand is Michael,
And on my left hand is Auriel,”

“Before me flames the Pentagram and behind me
shines the six rayed star.”

Check the Ritual as given in my first two books and note any differences. Incorporate all the additions into your Ritual work, and do this with the work to come. Watch for new book.

Occult Books and Final

We now come toward the end of this book. In a sort of way this book should have been written first before the others in that I tried to make this book a sort of basic-basic Occult book, and to catch up, and fill in, what I felt were gaps in many person's Occult knowledge fundamentals. This I hope I have done, in some good way, in this book. After a passage of time I will go over it again and spot any missing parts and correct them in a later book on lessons. I hope. (I'll do the best I can, I promise.)

In this chapter it is my intention to name and discuss as many "good" "Occult" books as I can, or I know of.

"Good" Occult books are as scarce as hen's teeth! As I have said before, most all Occult books merely talk "about" the subject and give very little in the way of actual directions, probably because the writer didn't know anything himself of any value or was bound by Oaths not to give out any knowledge he had received in secrecy. So here we have a screwy situation - an occult teacher-writer trying to write-teach and not being able to do so!! So they just beat around the bush and get along that way.

This never satisfied me very much as I learned rather quickly (probably so did you) to notice these discrepancies - between gush and the real thing - and wonder what it was all about, but I never did find out any real "hard" occult from books.

Now, however, I will apparently contradict myself and say that there are some books that do contain some "hard" occult - generally in general knowledge form. This you can learn and then learn to use yourself. The "USE", of course, being the most important part of the Occult (I would rather work with a third class Witch who could "work" one little thing rather than a big shot in some Occult society who had no power at all).

Therefore, with the above kept in mind at all times, I am going to give a basic list of Occult books here and describe some of them in detail. I thought I'd also give these books in the rough order in which I contacted them.

Therefore the writer and the first book I ran across was in 1930. The writer was Richard Ingalese and his book was *The History and Power of Mind*.

As near as I can figure/estimate this book was first printed around 1904. There is in it, I believe, a note saying the book was made up from lectures given in the lecture season in New York City in 1904.

The reason I am including this book, and all the other books in the list of Occult books, is that they do contain a reasonable amount of fair basic Occult. For instance, Richard Ingalese speaks of something occult he calls "demands" made on the "infinite." Well, this is rather basically true - except - that the person making the demands has to be rather "advanced" before their demands have much chance of working fast. I hope to treat of this "advancement" when I discuss the book *Cosmic Consciousness* later along in this list.) Just the other day recently I was talking to an "Advanced" person, a woman, and she said, "I never worry about defending myself against injuries that spiteful people attempt to do to me - I find that anyone who does anything to me always gets it in the neck!" Those few simple words made me stop and think because the same thing had been happening to those who had crossed me up in underhanded ways. Also I can recall that 20-30 years ago this was not true - nothing seemed to happen to those who misused me in those times, but in these last

ten years. I have noticed that any injury done to me by someone is followed by a reaction on them.

It is not always so clear but I feel pretty certain that this process goes on, or a process like this goes on, in most every case of one who has "crossed" the "line" heretofore described.

Mr. Ingalese gives a system of colors of a sort but many of his colors are hopelessly out of line and wrong, having no occult traditions that I can find anywhere. The only occult colors there are that are correct are the colors of the Sephiroth in the Caballa Tree of Life.

So you can read Mr. Ingalese's color ideas, but read them with a grain of salt.

Mr. Ingalese wrote seven books as near as I can ascertain. (If you know of any others, please contact me at the address in this book and give me the name of the book and the date.) The books are, in rough order of their copyright dates, *Mata the Magician*, 1901?. *Linked Lives*, 1903? *The History and Power of Mind*, 1904. *Cosmogony and Evolution*, 1907. *Occult Philosophy*, 1908. *From Incarnation to Reincarnation*, 1908. *Fragments of Truth*, 1921. Some of these books are still available on the used book market, especially *Occult Philosophy*, and *The History and Power of Mind* is still in print by itself.

The Gnostic Institute may keep some, or as many as we can, of these books on hand. If you are interested inquire about them. As I said, these books have a certain value for beginning work - some parts and subject are wrong or useless but you can drop those parts as you recognize them.

I last heard of Mr. Ingalese from a small pamphlet printed in Los Angeles dated 1930 and of his wife Isabella not at all. If anyone knows more about him after that date please contact me with the information and I will add it to the next printing of this book, if any.

Now the next writer I came in contact with was a man named William Walkers Atkinson. This man lived about the same time as Mr. Ingalese. Apparently he was a/the publisher as well as the author of many books of a semi-occult type. In fact he wrote so many books that when the time came that he wanted to expand and change some of these books a little more he did so under some other names. I believe he took a name like du Pont, or some such similar French-like name and wrote as if he were a French teacher of some repute. You will find this French name on a series of books.

Then I believe he got off into a little India material and I have good reason to believe he wrote some Yoga type books under the name of Ramacharaca.

I find as I write this material that I seem to have none of these books on hand in my library as of this minute although I do remember buying many of them. I believe I recall selling many of my extra books some years ago as I have so many.

Some years ago I was visiting Paul Foster Case in Los Angeles. Mr Case had been associated with Mr. Atkinson years ago in Chicago and he told me the following story about how Mr. Atkinson's books were written. Mr. Case said Mr. Atkinson would read, study, bone up either on some special occult line if the forthcoming book was to be that kind or some general occult subjects. Then, when he was "loaded," he would start writing and setting up the book in print at the same time! He would sit at the typewriter and dash off a paragraph. Then the "copy boy" would tear it out off the

machine and race it to the line-o-type who would proceed to set it up at once. And thus the books were printed and, according to this story, never revised to any extent. Mr. Case said that in those days a \$1.00 selling book could be manufactured for .15¢ each! Well I can't write books like that. I find it very hard to do it anyway.

If you are a beginner you probably ought to read some, or all, of these books for what morsels of value are in them. Mr. Atkinson, like Mr. Ingalese, drops hints of Masters (hidden) and hidden secret societies plus vast hidden schools with huge hidden libraries of hot occult books. Well I'm afraid that none of these things exist or ever did exist! I will try and include some few words on this subject later on.

If you are an advanced student of the occult then you have probably read all Mr. Atkinson's works so you don't need them. However, we will try to keep Mr. Atkinson's books on hand, what are in print, and maybe we can keep some second hand books of his also. Inquire about these books. If you are going to study the occult from the start, you might as well go through these two authors phases to see what the beginning is about.

Now when you have gone through the above phase of those types of beginning occult authors by them, or some like them, you will reach the Aleister Crowley stage and here was, indeed, a strange one!

I have to resist the temptation here to write a biography about Aleister Crowley. I am not qualified to do this in any way as all I know of the man is hearsay. All I can do is make a few remarks about his books and why.

I cannot give here a full list of his works. You will find that in several of his biographies. What I want to do, and all I can do, is to give you a proper perspective of the value of his works-writings.

Aleister Crowley wrote in a peculiar disjointed style. It seemed to me he would shift the subject about several different times in one paragraph - something I found very disturbing as I just could not follow the changes clearly.

Aleister Crowley was still alive when I came into the Occult. He passed on at age 72, in 1947, before I had the ability and means to contact him.

Mr. Crowley's most impressive series of writings was a number of books each called *The Equinox*. The Equinox is a calendar period, occurring twice a year, when the days and nights are equal in time length. About March 20-21 (Spring Equinox) and September 20-21 (Fall Equinox). At these two times Mr. Crowley issued a copy of this Equinox (for example, I note that I am writing these words on March 9, 1967 and that the Spring Equinox of 1967 is only 12 days away). Another thing Mr. Crowley used to do was to put on the top of his writing a notation as, ☉ in ♋, ☾ in ♈ for example, today the Sun is in Pisces and the Moon is in Aries!

The Equinoxes were pretty wild! Mr. Crowley's material ranged over a wide range of occult subjects. Treating many phases of the Occult in a rather shocking (on purpose) manner. I found it very difficult to get any occult knowledge power from his writings but I couldn't understand what was wrong for a long time as I just didn't savvy his style and temperament.

Mr. Crowley early got into the use of narcotic drugs WHICH WAS NOT AGAINST THE LAW IN THOSE DAYS, and, I suspect, used narcotic drugs in place of occult exercises to achieve occult progress of that type. Also he apparently got into occult

sex magic, whatever that is, and went off on that tangent in his writings and his life. All this stuff is mixed up in his books.

I repeat, I found nothing much of value in his books that really helped me very much "along the path." But it might be a different story with you. So if you want to read him, go and do it with your eyes open. His books have become scarce so you will have to scratch, scrounge around for them in the second hand market. We *may* try to keep some on hand as a source. Please inquire.

The next writer you may come in contact with is Mr. Israel Regardie or Dr. Francis I. Regardie as I know him.

Mr. Regardie was a student of Aleister Crowley around 1915 when Mr. Crowley had some sort of an Abby somewhere in southern Italy. I never was sure where it was exactly.

The Italian government under Mussolini threw Mr. Crowley out of his abby and I surmised Mr. Crowley and Mr. Regardie separated at that time.

At any rate Mr. Regardie proceeded to write a number of books in the occult based on the Caballa basics. The latest list before me is as follows - *A Garden of Pomegranates, The Tree of Life, My Rosicrucian Adventure, The Middle Pillar, The Philosopher's Stone, The Golden Dawn, 4 vol., The Romance of Metaphysics, The Art of True Healing, The Art and Meaning of Magic.*

All of these books have good to great value to the occult student and your occult knowledge education should include the reading of all of those that are available. (some of them are out of print for years such as *The Tree of Life* due to other difficulties.)

I suggest the first book of this list that you read is a "super-occult-book" called *The Romance of Metaphysics*. I found this book of tremendous value in my early studies and I am amazed that it does not have much wider acceptance in occult circles; as it was, I had to find it myself, almost by accident, and be entirely unprepared for its good occult knowledge which I might have missed.

The Romance of Metaphysics deals, as its title implies, with Meta-beyond-physics, beyond the Physical, (which in your case of present knowledge you know to be beyond the North Quarter of Elemental Earth. You KNOW a great deal about this already, you have just been through it.) In a sense you can say that the Elemental Forces are beyond physics-physical and is really what they are talking about.

In other of his books Mr. Regardie does talk about Magic but in this book he talks about Metaphysics - what are the differences between these two things Magic and Metaphysics? Or should we say what are the connections between these two things?

The following will not explain ALL the differences/connections between these two things, but should give you some ideas of your own that you can follow up in your own work.

In point of Time/Space Magic came first. Generally it could be said Magic is used by the *undeveloped mind* to achieve Metaphysical results. In a certain type of basic sense for reasoning Magical operations are physical while Metaphysical operations are non-physical. I repeat, Magical operations are FIRST PHYSICAL in order to achieve Metaphysical results. You have all heard of the methods used by these lower type minds. Literally thousands of different actions and motions, dances and

movements. ALL THESE DANCE MOTIONS AND MOVEMENTS DO ARE TO REINFORCE THE MIND.

As it is important to understand this point thoroughly, I will repeat myself here again. A lower type mind - a witch example will do - is asked to bring about some physical result by a customer or friend. She will go through a long series of motions-movements, all done with the end result in mind.

NOW, from what you KNOW of the Elemental Forces you KNOW she was starting the Elemental Force of Air to working!!! I am not going to continue - you know the sequence of these Forces Air, Fire, Water, Earth and her end result is Earth. Please ponder on this. No one can give you this knowledge you have to, and can, get it yourself.

Just a note here - you might ask how could physical actions in the physical plane of earth effect the Inner Plane of the Elemental Forces. The answer to this is - and the same answer goes for all similar cases - THE LOWER EFFECTS THE HIGHER AND THE HIGHER EFFECTS THE LOWER. So when the Physical is moved-moves, remember there is a portion of Earth that is one fourth Air! (So there is your connection). The whole of Air is effected-moves! I trust you see this - I could write volumes of words elaborating on the preceding operation but nothing could be more definite that what is already stated in the axiom that the lower effects the higher and the higher effects the lower. Also this can be restated more simply, if possible, and that is - *all creation is connected together*. Can you get it any plainer? Remember the piece of Occult Knowledge called *The Message on the Emerald* - I mentioned before? I may deal with this in some other book sometime. Anyhow, the words in the message you are concerned with are - **That which is above is the same as that which is below and that which is below is the same as that which is above for the performance of the miracles of the one thing.**

So now you see the version of the basis of Magic plus Metaphysical workings, as explained by me. But don't depend on me alone - read these others but keep in mind the above rationale.

So now we come back to Romance of Metaphysics. If you are "advanced," then you are going to be repelled by the antics of the Witch-Doctor types, even though they get results (!) of a kind. If you are really "advanced" you'll attempt to achieve results on the Physical Plane by taking action steps higher than the Physical Plane for a start and you should get results.

A definite word here should be said about results. When you talk about "results" you actually mean mental plane ideas made to "work out" accurately on the Physical Plane. And this, of course, is what we all want. A note of warning comes in here - Mental Plane Ideas NEVER "work out" EXACTLY as thought onto the Physical Plane - and don't expect them to - nothing Physical is ever perfect, or can ever be perfect.

Another note of warning here too at this point. I have touched on this before elsewhere but it should be repeated a little differently at this point. You are not to get the idea that all you have to do is to want-think of something and you physically have it! As a matter of fact you do have it! You have anything you can think of, BUT YOU HAVE IT ON SOME OTHER PLANE - NOT THE PHYSICAL. There are other things to enter into the matter when it comes to making the transition from the mental plane to the Physical Plane. There are adjustments of endless kinds to be made. Adjustment of all the Elemental Forces for a final physical plane result - these "adjustments" are in the nature of requirements that must be met before ideas

become physical things. The subject of Creative Visualization is fully treated in my book *The Art and Practice of Getting Material Things Through Creative Visualization*.

I want to add another word here for the class of people called inventors. It is true that desires and wants will manifest themselves on the Inner Planes, in great masses of Thought Forms long before they appear on the Physical Earth Plane. People of an inventive nature will feel these thought forms and strive to bring them "through" and will then succeed long before the full Physical need is actually there for payment for his work. I suppose from the point of view of the world the fact that the inventor receives no reward does not matter but it matters to the inventor. So inventive people look out for this situation - you may invent and not get paid! For example, the man who invented the guiding white line down the center of the street and road did so years before the need developed for this line. When the line came into use the 17 year patent period had expired and the man got nothing.

And so we come back to the book *The Romance of Metaphysics* again! And please keep the above in mind when you read it. The people referred to in this book made certain discoveries about the Power of the Mind Thinking and set up systems, for your benefit. Mr. Regardie has gathered them together, for your benefit and I advise you to get the book and study it as a good occult book for your progressive instructions in this occult. The next book of Mr. Regardie's that we will consider here is the book named *The Tree of Life*. The consideration of *The Tree of Life* will be a little unsatisfactory in that the book has been out of print for some time. This book contains a very good analysis of the operations of magic and does not belong in the category of Metaphysics as in the aforestated description of *The Romance of Metaphysics*. This book should be reprinted, which is all I can say about it at this time. In the meanwhile you might try the second hand book market although the edition of the book was not very large in the beginning.

The next book of Mr. Regardie's we will consider is called *A Garden of Pomegranates*. I recall seeing this book but I do not remember too much about it. As I recall the book treated each letter of the Hebrew alphabet in order and gave a sort of poetic expostulation of each of them. I was into my early stages of the Occult then and I recall the book did not make a deep impression on me. I believe it is also out of print now. Also check the used book market for this book which might be more plentiful than some of the others.

The next book we will list is entitled *My Rosicrucian Adventure*. As I recall, the contents of this book did not deal with magic or metaphysics but with other matters.

The next book on the list is called *The Middle Pillar* - as I recall the contents of this book dealt with an attempt to explain old Occult concepts in terms of modern psychological terminology. The time period I first read this book was again in my early occult days and I was seeking Magic not psychology. You may find it useful however. I must read it over again some time.

The next book is called *The Philosopher's Stone*, and deals with Alchemy - The old time Occultists, of course, lived in the old times. They were limited in their vocabulary and the only way they could conceive of Occult-Mind-Metaphysical Elemental matters was in symbol-terms of their then newly-being discovered, mineral and animal subjects/objects. Therefore when you read the jargon of the Alchemists you can recognize now and then some symbol which is more or less clearly expressed, an Elemental Force.

You don't have to worry about Alchemy, or wonder if you are missing anything vital to your enlightenment. You got it all down already in a very understandable way. If you

would like to read this book there is no reason why not. I'm not sure about its present printing status.

Next we come to the Golden Dawn books. There are four of them. These books are supposed to contain the "secret" knowledge and Ritual of a secret occult fraternity called The Golden Dawn. There is quite a story connected with these four books and the "secret" knowledge contained therein. Some of this story is in *My Rosicrucian Adventure* and some is in the books themselves, especially, as I recall, in Volume I.

Again, as I recall, the material is divided roughly as follows - Volume I: General Occult labeled First Knowledge Lecture, Second Knowledge Lecture, etc., with a good amount of occult material in between.

Volume II is sub-titled Rituals of the First Order The Stella Matutina or Golden Dawn and is a description of Ritual.

Volume III is a continuation of the proceeding volumes.

Volume IV is full of very interesting Occult Material and some really advanced "stuff" and should be carefully studied in detail.

You should have these four books even though they are quite expensive. We received word that the books were to be reprinted. (they were not). Previous to this time a fire destroyed a large part of the stock of Volume I and it was out of stock for a long time. We will try and keep these books on hand as long as they are in print.

These books contain a tremendous amount of good, highest type, occult material, and I say again, should be studied for years, from now on, by you if you want occult advancement. You should consider these books in the nature of occult reference textbooks. Much-all of the material is written in a rather stuffy "Victorian" style that allows no such nonsense such as does this knowledge benefit me physically? - you have to dig that out for yourself. - But you still ought to have the books for your ultimate benefit.

There are two more little books of Mr. Regardie's *The Art of True Healing* and *The Art and Meaning of Magic*, which I have before me. The first of these two books was out of print for years. When I first contacted Mr. Regardie he loaned me the original manuscript of this book and I copied it out in the typewriter myself! So I know it had value to me and will to you. We also will keep these books as long as they are available in print.

We next come to the occult books of Dion Fortune. I have not been able to find out any real information about her. She died some time ago. I gave the wrong dates in my first book and I have been called on this several times. All I can remember now is that it was after World War II. Of what cause she died from I was never able to find out. Someone said something about an infected tooth led to her death but that doesn't sound right in a place like England.

Dion Fortune wrote a long list of valuable occult books. All these books were based on the Caballa. She also wrote a number of "occult" novels of more or less interest to students of the Occult.

There has been an attempt in later years to "play down" these occult novels. And, indeed, some of them were a little strong in the use of occult imagination more than in the use of occult history information and active workings.

Dion Fortune founded an occult faculty, the present address of which you will find listed in her books. I direct you to the address, for what it is worth, and I guarantee nothing else. If you contact them, that will be your business alone.

I do want to note, in passing, that, apparently, Dion Fortune did not find and develop a successor to carry on her work. This is, to my mind, one of the great defects in occult movements. A “teacher” arises and starts a movement, carries on for a time, and then passes on with no one to take his place. And inevitably, it seems, the movement-society declines. Also, there were in many large societies, many strong-willed followers who, when the leader died, engaged in a war for the vacant leadership and, those not winners broke off and founded groups of their own, as was done in the case of The Theosophical Movement.

Some of these people leave a Child who carries on the business of whatever was founded, but in all cases I know of the child had no powers and just went on the accumulated momentum of the organizations.

This is the main reason why My books are so different from the ordinary run of the Occult. You could call my books a sort of do-it-yourself Occult achievement books in which you are directed to develop yourself to the best of your ability. Please note this and, for your sake, examine every occult book and teacher in the future with the one idea in mind: “Is this man, or woman, just telling me how wonderful he is compared to poor little me or is he giving occult instruction I can use to the best of my ability? To make myself developed?” My advice is to have little to do with the former as possible, but suit yourself.

The first Dion Fortune book we will mention and discuss here is her book *The Mystical Qabalah*.

This book is a very profound and erudite book upon the subject. I strongly suggest you get this book and read it many times and also use it for a reference book in the Qabalah. We will attempt to have this book on hand at all times in the future to the best of our ability.

This book consists of a step-by-step analysis of the *Tree of Life* from its “Top down.” The analysis is very profound and useful but, as I said before, contains no practices and so, in my opinion, without practice half its value is lost, at least to me it is. I had to dig up the practices for myself and I give some of them out to you already and I will give more later as fast as I can.

The next Dion Fortune book we will consider is called *Psychic Self-Defense*. This book was out of print for many years but it is again available.

This book must be taken with a pretty big grain of salt, but don't neglect it for that reason. I am not prepared to say just how prevalent the happenings are that she describes. I have never run across those things here in America but it could be that people in older England and older occult England, combined with their long Indian occult contacts, could have produced the stronger Occult phenomena she describes in this book.

Dion Fortune says in one of her books, I can't remember now which one, that each country has its own type of natural Magic peculiar to that country alone. I don't find this to be absolutely correct because I find that Caballa Magic, in all its forms, works well here. I do find though that Metaphysics seems to have been intensively first used here (Christian Science plus Unity plus New Thought) and Metaphysics may be the

American form of Magic, as the Caballa came from Moorish Spain, Africa, Egypt, Greece, Palestine and on down the Asia Minor path to somewhere this side of India.

So you should read this book but be careful. Note what it says but don't attempt to do likewise as it might either "work" or backfire, or just not work at all.

I want to say a word here, and repeat some things I said before in another way. In "playing around" with the Occult and in using it for protection and/or "revenge" the main bad parts of it is that you beginners can't use it a little bit. In the hands of all but an extremely experienced specialist it either works with a bang blow-up or it does not work at all! If you have a mild argument and get angry with a friend all you might want to do is to slap him at the most and yet (a little extreme example) if you use occult forces in anger you could KILL HIM! And this surely you do not want.

Many psychological case histories are recorded of guilt-ridden adults who, as a very young child, had become violently angry at a parent and wished him or her dead, **and he or she did die!!** The guilt-ridden adult knew, subconsciously, that he had done it with his wish and suffered thereby. The only relief being the skeptic unbelief of the psychologist who is able to persuade the patient he didn't do it!!! (You remember what the purported Jesus said about becoming like a little child! The clear childlike undoubting thought is very powerful.) So look out. Far better it is, during your learning period, to suffer rather than strike back. Please take my word for it.

The next Dion Fortune book we will consider is called *The Secrets of Dr. Travener*.

This small book is a rather interesting collection of Occult Stories but use the usual salt! Many curious sidelines of magical making are given in line with the English Indian-Occult observation given above before. This book was reprinted by Llewellyn and will be on hand as long as the edition lasts. Probably you should have it for your collection.

The next four books we will consider are four books by Lieut-Colonel Arthur E. Powell. They are *The Etheric Double*, *The Astral Body*, *The Mental Body*, and *The Causal Body*.

In these books Mr. Powell went through many large volumes of Theosophical writing and made selected extracts from them on the subjects listed above.

When I was starting out on the path I found the above books very illuminating and extremely useful. These books have been in and out of print but, at this writing, are all in print again. You should have them for your advancement. They are quite valuable.

There is an old standard occult book standby called *Cosmic Consciousness* by Bucke. This book is much read by beginners and those in the fringe of beginnings, and has a wide distribution.

The theme of this book, greatly simplified, is that there comes a time in a truth seeker's life when he crosses a sort of line and from then on he is a possessor of a consciousness of a higher different type. Well, this is true - some people KNOW when they cross this line but others do not know. I did not know when I crossed the line until I was well passed it. You probably should read the book and see how it affects you. This is just my idea as I did not find it so valuable, but if you are influenced by it, then it is for you.

There is another little Occult book which is quite valuable and you should have it and study it well and see what you get out of it. The name of the book is *Nature's Finer Forces*, written by a Hindu Theosophist whose name is Rama Prasad.

The material in this book is quite good and valuable but it is written in a rather stilted style as if English was not the language of the author, which it probably wasn't.

The author hints at many things and even mentions some ideas about practical physical things that are quite different from most Indian books dealing, as they do, in nothing practical. A lot of my ideas came from this book and I intend, in the future if I can, to go over the book and revise it into modern English and explain the obscure facts better.

As I approach the end of a book I go through the usual worry pattern - did I tell enough? - did I leave something out? - did I forget something? Well if I did, write in about it and I'll try to answer. (Also, if you find mistakes in spelling and other please write in. Also, if you know of, or find, a fine occult book, write in.)

Therefore - as you go "deeper" and "deeper" into the Occult you should - you do become aware of many changing "things" "happenings" - year by year, month by month, week by week, and day by day, no-thing is ever the same exactly.

After a due passage of time, as I said, you will note these things - mostly these changes come to you as "feelings" - precognition - intuition clairvoyance and many other and varied forms of psychic cognition. This is of the Psychic past. And there is also another way you will come to notice the "changing happenings" and that is an actual pressure effect on your body and in your body AND also notice the effects on the bodies and natures of OTHERS.

Then you will notice the "happening" affecting towns, cities, countries, states and finally the nations. Study life hard - you will see it and as you grasp these ideas you will see it more and more, and clearer and clearer.

Now the cause of all these changes-happenings are the Forces, personified as Gods!, that you have been studying!!!! THEY ARE AT THE BOTTOM OF IT ALL, OF EVERY HAPPENING ON THIS PHYSICAL PLANE And you know what these forces are. They are the basic Four Elemental Forces and their combinations!!!! (attached to Planets)

I cannot explain it too clearly here, (and I don't grasp it too well myself just now) BUT OUR WHOLE PLANETARY SYSTEM IS ALSO ONE GIGANTIC TREE OF LIFE, WITH THE FOUR ELEMENTAL FORCES, AND THEIR COMBINATIONS ATTACHED TO THE PLANETS, AND THE COMBINATIONS ARE OBTAINED BY THE PLANETS COMING NEAR, AND FAR, FROM EACH OTHER IN PHYSICAL DISTANCE! THIS IS THE REAL BASIS FOR ASTROLOGY AND THAT IS ALL THERE IS TO IT.

I cannot here go into all the knowledge and information that has been written about personal horoscopes - they are legion and they have some value and give some insight into one's character although I have never found one to "come out" exactly. In my opinion, on point of accuracy, horoscopes pertain more clearly to very large numbers of people rather than to one individual person. Please keep this in mind in the future.

However, there is a way that you can receive some guidance along these paths as I didn't mean that there were no possibilities of some general guidance at all.

Many years ago a really nice man named Llewellyn George entered the astrological field and wrote many fine books on astrology. Among these works was a yearly book and a yearly calendar called the Moon Sign book and the Star Guide Calendar.*

* I now realize that I had given this information before but I decided to repeat it here again as the information is so valuable and useful in your daily life living that I hope the repeat will jolt you into doing the action.

You see the Moon is the one channel that conducts the other forces “down” to the Earth and by reading the Moon “signs” you can fore-cognize coming possible effects with some degree of accuracy.

I suggest strongly that you get this set of astrological books at the beginning of each year and make an attempt to study and follow its directions. You may find it extremely useful if not very valuable.

The book is now done and this page completes it except for some small additions.

The next book scheduled is entitled *The Art and Practice of Talismanic Magic*. It is partly written and I should get it completed fairly soon if you prod me.

I have left the preceding pages unchanged for reference purposes. However please note that most all the books I refer to in the previous pages HAVE NOW BEEN REPRINTED.

If you want information about the reprints of these books contact Samuel Weiser, Inc., Customer Service, 65 Parker Street, Suite 7, Newburyport, MA 01950, or call them at (001) 978-465-0504, Email: info@redwheelweiser.com . They carry most of them in stock or can get what is not on hand.

For thousands of years people have written about God. Endless persons-authors have endeavored to explain about God, and the mystery of the physical world.

Many of these people-authors had only a faint grasp themselves of what-it-was-all-about, hence their writings were hazy and nebulous and voluminous. Others had "secrets" unveiled to them by secret lodges and were unable to "tell all", and so had to talk all around the subject, not saying anything vital, and the end result was worse than no God-book at all.

Still others were fakes, pure and simple fakes. The "best" of the fakes were the real fakes who sooner or later gave themselves away. They were the "pure" fakes. The "simple" fakes were the worst and the most dangerous as they believed in their own fakery.

The test of a God-book should be "does it work?" or is it just talk-chatter? The books written by Ophiel work.

Ophiel's first book was called THE ART AND PRACTICE OF ASTRAL PROJECTION. The directions in this book are so clear and concise that many persons are able to enter other planes and explore and learn. Thousands of people all over the world have read this book and have practiced projection to inner planes and have gained knowledge from it. I could write a book just about the benefits to be gained from the exploration of the inner planes but that would not cover the subject properly. This book is truly a breakthrough in occult progress. For the first time, the previously secret methods of building and developing the astral body are given with clear, simple directions that can be practiced in daily life.

Ophiel's second book was named THE ART AND PRACTICE OF GETTING MATERIAL THINGS THROUGH CREATIVE VISUALIZATION. The question of material supply has always been a vexing one. There was always a practice, known for ages, called visualization but the rules were never clear. In his second book Ophiel lays down some effective rules which many people have used successfully. Ophiel now knows much more about the origins of THINGS and in later books will tell more about God and supply, but for ordinary circumstances of life the normal process of Creative Visualization will suffice until the other books are written and published – so look for them.

Ophiel's third book was called THE ART AND PRACTICE OF THE OCCULT. In this book Ophiel begins the study and use of the Caballa and the Tree of Life and all its million ramifications, as well as the knowledge of the Elemental Forces. Also, a simple ritual is given which is very useful in many ways. Deeper than the other books.

Ophiel's fourth book was called THE ART AND PRACTICE OF CLAIRVOYANCE. Everyone has some clairvoyance in him and the more you listen to it, the more it "works" for you. The book also contains additional Caballa knowledge. The more Caballa-Clairvoyance knowledge you have and use, the easier your life here on this physical plane can be.

Ophiel's fifth book, THE ORACLE OF FORTUNA, contains a simple little divination system based on the game of solitaire which can answer questions, if the questions are framed carefully and properly.

Ophiel's sixth book was called THE ART AND PRACTICE OF TALISMANIC MAGIC. This ancient subject is brought up to date. It is possible to use the Astral Light by attaching it to an object, if done with intention and knowledge. Interesting results can be obtained. Should be used with caution.

Ophiel's seventh book is now in preparation – look for it. It has been kicking around the publishers much too long, but strange forces have been at work to keep it from you. Ophiel has been told that his books contain the secret doctrine and, as I said, negative forces have been furious for years that these things are becoming known, and have been working in every possible way to keep these books from coming on

out. Ophiel wants to write twenty-five books before he passes on and he will not give up easily. But you will have to do your part. You will have to ask and continue to ask this publisher to get onto publishing Ophiel's books and cut out the fooling around.

In preparation – look for it – Ophiel's seventh book, THE ART AND PRACTICE OF CABALLA MAGIC. Dion Fortune wrote a great book about the Caballa but told nothing about the practices. Ophiel's seventh

book starts to tell about how to use the Tree of Life, or Practices. He reveals what Dion Fortune left out because she received her knowledge from a lodge and was not at liberty to give it out. Ophiel received the knowledge direct from the inner sources and can give it out freely. Use it and test it and find out for yourself.

Tentative books in preparation: at this time two more books are in preparation. One is a collection of essays based on occult truth factors. Ophiel calls them VIGNETTES. They are now sold separately because they have to be prepared by hand, as it were. Contains much occult humour and insight to

occult ideas and much occult truth. I repeat – watch for it. Next, there is to be a book on the existence of the Demiurgeous. The mystery of mysteries. The God of the Gnostics which is all material things. If the Demiurgeous can be contacted properly and used, you have the Philosopher's Stone which changes all things into gold and that is no BULL.

And beyond this, other books are projected. But you will have to do your part by letting this publisher KNOW THAT YOU DEMAND THESE BOOKS AND THAT YOU WANT THEM AND NO MORE FOOLING AROUND WITH THE ADVERSARY MISLEADING EVERYONE ABOUT THEIR PUBLISHING. LET HIM KNOW.

Ophiel is not so young and, if you want these books, he had better get them out. Ophiel is 73 years old. So act accordingly.

DEAR STUDENTS AND FRIENDS OF OPHEL

For some years, now past, Ophiel has been writing little essays on pungent occult subjects, these essays he calls "Occult Vignettes." The subjects of these essays have been legion, and have been of wide variance, from trivial to grand, but all have dealt with some essential points of vital information – interest, either of Life here on this Earth plane, or Life on the Inner Planes. As time has passed he has written more and more of these little essays of Truth until they now number a respected amount. Merely for identification purposes, these essays are labeled Series 1, Series 2, Series 3 and now, Series 4. Series 4 has been copyrighted and is now ready, and here they are, described as follows:

SERIES 3 - #1, 1975 Winter Solstice Message, \$1.50

Strong presentation of Occult truths surrounding Christmas, Winter Seasons, New Years and other postpagan holidays. Personal Message.

SERIES 3 - #2. Some thought on the Ten Commandments. 16 pages. \$3.00. Ophiel's analysis of the Ten Commandments and some annotations on their applications to today's living-being. Heavy stuff. If you are not ready, better not get it as it is heavy, really heavy, and to sloppy thinkers it will be a real shock as for the first time they face reality in truth.

SERIES 3 - #3, Living Life – Occult Vignette, 4½ pages, \$1.25

Rather deep essay about living daily life and calling attention to the personal manufacture of Thought-Forms and their effects on our lives and some references to their effects on others. Some ideas as to how to nullify adverse Thought-Forms effects.

SERIES 3 - #4, The Happiness Doll, 1 page, \$.25

What is not generally known is that all magical operations, especially "black" ones can be reversed. The famous, or rather pin-sticking doll can be reversed so that you can set up a self-doll and GIVE IT ALL KIND OF GOODIES. Can be very useful to your well-being.

SERIES 3 - #5. What is Man? 3½ pages, \$1.25

Introduces the Gnostic idea of a worker God who creates the physical world (out of No-Thing) and gives some ideas as to how to handle the Creator God, the Demiurgeous. Once you handle "it", you've got it made and you can now do things.

SERIES 3 - #6. The Dweller on the Threshold. 6½ pages. \$1.50

The title is dated but the knowledge is up-to-date. Concerns forces on the next plane and how you have (probably) built up your own opposite. Continues with ideas about how to handle your daily life with these forces in view and how these forces are to be taken into account in all your actions, the object being to lead a more perfect life and to get along better.

SERIES 3 – #7. Why Do You Let The Devil Use You? 5 pages, \$1.25

Contains ideas and suggestions as to how to work your two parts – conscious and subconscious minds (the badly working sub-mind is like a devil) – and how to watch for the alternating functioning of the two minds.

SERIES 3 - #8. More Ideas About God. 7½ pages \$1.50

Ophiel explains how certain ideas about the conception of the lesser countenance was arrived at, and how they transferred over into the idea of the Demiurgeous. Then follow a number of ideas as to how you are to arrive at a working knowledge of this situation and work it to your advantage.

SERIES 3 - #9. Astral Light – The Plastic Medium, 4 pages, \$1.00

Unexpected use and application of the Astral Light by a student, which surprised even me. Suggests terrific opportunities unlimited for all kinds of physical changes to be brought about through its use in a

simple way. Could be considered hot stuff by many!

SERIES 3 - #10. The Other You. 5 pages, \$1.25

Contains a thought-provoking idea of a/the double that you may have and gives some ideas about how to deal with this startling different-than-the-world-thinks situation. Also deals with thought-forms in this connection. Useful.

SERIES 3 - #11. Your Other You. 5½ pages, \$1.30

Note the difference in the title from the preceding. Several different ideas are presented here as they came to me and I did not edit them. You separate the different ideas and reconnect them. Great value. Requires some study but should be rewarding.

SERIES 3 - #12. A Technique of Visualization - #1. 2 pages, \$.75

Concerns you and the Demiurgeous and your ability to Creatively Visualize (under proper directions and with proper preparations), something which is never realized by countless people and yet they do produce negative creations, which they don't want, all the time. Useful to you.

SERIES 3 - #13. What You Deserve or You Tell Them Baby! 2 pages \$.75

Goes into the question of God-rewards and questions whether they are automatic. They can be automatic but YOU have to tell them or it – yourself!

SERIES 3 - #14. Assistance from the Gods. #1 - #2. 2 pages, \$.75

Concise directions on how to “work” Inner Plane Forces “down here” for results. Good basic directions just waiting for use.

SERIES 3 - #15. Treasure Map. 1½ pages, \$.50

Description and directions as to manufacture and use of this ancient talisman. This talisman worked for your ancestors millions of years ago and it can and will still work for you if you will use it.

SERIES 3 - #16A. Magic Workings on Matter. 1½ pages, \$.75

Small, short and potent. Contains a concise explanation of the translation of force into form.

SERIES 3 - #16B. On the Art of Contacting God. 1½ pages, \$.50

This vignette is a little hard to understand so I am charging less for it. Deals with attitudes in daily life as exemplified in everyday cliches, how attitudes can rule you, and suggests a method of dealing with them. Not easy.

SERIES 3 - #17. Plato and the Soul, 2 pages, \$.50

For some mysterious reason about 2000 years ago there were no definitely taught ideas about life after death. None of the religions that were then current in the world taught such an idea, except in a fragmentary way. Then Plato thought about a continuation of a life after death. He was talking about the Etheric body but the Church mistook that idea of the Etheric body for a thing called a Soul.

SERIES 3 - #18. The Two Dreamers. 3 pages, \$.75

More about the Two Gods that create the existence of the world and some clarification as to how you are on your own as to your choice of arranging your life with your powers which you and all others have.

SERIES 3 - #19. Your Disloyal Life Opposition. 5 pages, \$1.50

There is some evidence that we are made up of two contending forces which seem to “rule” alternately in our lives and bodies. A successful life is one that can adjust a balance between these two forces. Once it is known that there are these two forces some defence can be set up against the negative one.

SERIES 3 - #20. An Exercise in Preliminary Projection. Two parts, \$1.00

More information on Etheric Projection and information on some additional side-lines connected thereto.

SERIES 3 - #21. The Two Creators. 2½ pages, \$1.25

More knowledgeable information about the two creators who, between them, have made up the physical world. Much interesting and useful information.

SERIES 3 - #22. A Little Recapitulation of the Occult Basis of All Things. 1¼ pages, \$.50

As it says, a recapitulation of some of the basics I have written about so far, and their relation to older cliché stuff that we got tired of so many years ago as it apparently led nowhere. Some value for thought.

SERIES 3 - #23. Witch Craft. 5 pages, \$1.25

Natural witch craft forces as exemplified in this study of the application of raw nature to very material nature forces by American Indians in time past. Close study will show that all witch craft is a combination

of the inner and the outer and the line is not too clear. Pretty good and pretty useful.

